



Prahladrai Dalmia Lions College of Commerce & Economics

Ref. No.: _____

Date: 4/4/19

Defaulter's List of Bachelor of Mass Media, March '19

SYBMM


Div B

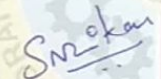
Double Trouble Zone (Attendance < 50%)


2063	2064	2065	2066	2068	2069	2070	2071	2072	2073
2074	2076	2077	2078	2080	2081	2083	2084	2086	2087
2088	2089	2090	2091	2092	2094	2096	2098	2099	2101
2103	2104	2105	2106	2107	2108	2109	2110	2111	2112
2113									

Single Trouble Zone (Attendance \geq 50% & < 75%)

2061	2062	2067	2075	2079	2082	2093	2095	2100	2102
------	------	------	------	------	------	------	------	------	------


Ms. Bhavana Singh
BMM Coordinator


Ms. Subhashini Naikar
Vice Principal SFC


Dr. N.N. Pandey
Principal

DI/N-STD/GEN/00

PRAHLADRAI DALMIA LIONS COLLEGE OF COMMERCE & ECONOMICS

Month:-		March '19 Div B					ATTENDANCE RECORD		
roll no	Grace	Organizational Behaviour	Print production & photography	Mass Media Research	Introduction to Journalism	Radio & Television	Introduction to Advertising	01-3-2019 to 31-03-19	PERCENT
total Lec--->								TOT	
2061		4	5	5	4	4	9	31	52.54
2062		4	11	6	0	3	6	30	50.85
2063		0	1	0	0	0	7	8	13.56
2064		5	2	0	2	1	5	15	25.42
2065		2	0	0	0	1	4	7	11.86
2066		2	7	3	0	1	11	24	40.68
2067		6	13	6	0	1	9	35	59.32
2068		0	4	0	0	0	9	13	22.03
2069		1	0	3	2	0	4	10	16.95
2070		0	0	0	0	0	0	0	0.00
2071		4	8	4	0	2	7	25	42.37
2072		4	5	1	3	0	7	20	33.90
2073		0	2	0	0	0	7	9	15.25
2074		1	4	4	0	1	5	15	25.42
2075		4	11	4	0	4	9	32	54.24
2076		10	2	1	2	3	7	25	42.37
2077	Grace	2	0	3	0	1	6	12	20.34
2078		0	2	2	0	0	5	9	15.25
2079		4	11	6	0	5	11	37	62.71
2080		2	1	0	0	2	0	5	8.47
2081		2	0	0	2	0	4	8	13.56
2082	Grace	3	7	6	2	1	11	30	50.85
2083		1	3	4	4	1	4	17	28.81
2084		2	5	6	0	0	9	22	37.29
		0	0	0	0	0	0	0	0.00
2086		5	0	0	2	4	4	15	25.42
2087		0	3		2	0	4	9	15.25
2088		8	7	3	2	2	7	29	49.15
2089		0	0	0	0	0	0	0	0.00
2090		4	3	6	4	2	6	25	42.37
2091		2	0	0	0	0	0	2	3.39
2092		3	1	1	0	1	6	12	20.34
2093		4	13	6	0	2	9	34	57.63
2094		0	0	0	0	0	0	0	0.00
2095		5	11	10	5	6	7	44	74.58

2096		5	5	2	2	4	4	22	37.29
		0		0	0	0	0	0	0.00
2098		0	9	3	5	0	0	17	28.81
2099		0	0	0	0	0	0	0	0.00
2100		5	13	10	0	2	7	37	62.71
2101		0	1	1	0	0	6	8	13.56
2102		6	10	10	0	5	7	38	64.41
2103		0	0	0	0	0	0	0	0.00
2104		0	2	1	0	0	0	3	5.08
2105		10	2	1	2	3	7	25	42.37
2106		1	2	3	2	3	5	16	27.12
2107		1	2	2	2	3	0	10	16.95
2108		0	7	6	0	0	7	20	33.90
2109		0	4	0	2	0	0	6	10.17
2110		5	6	2	0	6	9	28	47.46
2111		0	0	0	0	0	0	0	0.00
2112		0	0	1	0	0	5	6	10.17
2113		0	0	3	0	0	5	8	13.56

B.S.
Ms. Bhavana Singh
BMM Coordinator

S. Subhashini
Ms. Subhashini Naikar
Vice Principal SFC

N.N.
Dr. N.N. Pandey
Principal

DI/N-STD/GEN/00



Prahladrai Dalmia Lions College of Commerce & Economics

Date: 4/4/19.

Ref. No.: _____

Defaulter's List of Bachelor of Mass Media, March '19

SYBMM


Div A


Double Trouble Zone (Attendance < 50%)


2001	2002	2003	2004	2005	2006	2007	2008	2009
2010	2011	2012	2013	2014	2015	2016	2017	2018
2019	2020	2021	2022	2023	2024	2025	2026	2027
2028	2029	2030	2031	2032	2033	2034	2035	2036
2037	2038	2039	2040	2041	2042	2043	2044	2045
2046	2047	2048	2049	2050	2051	2052	2053	2054
2055	2056	2057	2058	2059	2060	T-2098	T-2097	

Single Trouble Zone (Attendance \geq 50% & < 75%)

2002	2009	2020	2027	2044	2045	2046	2056
------	------	------	------	------	------	------	------


Ms. Bhavana Singh
BMM CO-ORDINATOR


Ms. Subhashini Naikar
Vice Principal SFC



Dr. N.N. Pandey
PRINCIPAL

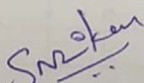
DI/N-STD/GEN/00


PRAHLADRAI DALMIA LIONS COLLEGE OF COMMERCE & ECONOMICS

Month:-		March '19 Div A						ATTENDANCE RECORD	
		Organiza tion Behavio ur	Print productio n & photogra phy	Mass Media Research	Introducti on to Journalis m	Radio & Television	Introductio n to Advertising	01-3-2019 to 31-03- 19	PERCENT
roll no	Name						TOT		
total Lec--->		11	12	11	18	7	8	67	100.00
2001		0	0	1	2	0	2	5	7.46
2002	Grace	7	11	8	9	6	6	47	70.15
2003		5	4	4	5	2	4	24	35.82
2004		0	0	0	0	0	0	0	0.00
2005		0	0	0	0	0	0	0	0.00
2006		5	2	8	5	2	0	22	32.84
2007		0	0	0	0	0	0	0	0.00
2008		0	0	0	0	0	0	0	0.00
2009		6	9	8	4	5	8	40	59.70
2010		0	3	0	2	0	0	5	7.46
2011		0	2	0	2	0	0	4	5.97
2012		0	2	8	0	0	2	12	17.91
2013		0	0	0	0	3	4	7	10.45
2014		8	8	0	10	3	4	33	49.25
2015		7	7	0	10	7	0	31	46.27
2016		2	2	0	2	3	6	15	22.39
2017		0	8	10	5	2	6	31	46.27
2018		5	4	4	1	2	0	16	23.88
2019		5	7	4	5	4	0	25	37.31
2020	Grace	3	11	6	8	6	0	34	50.75
2021		0	2	1	0	0	0	3	4.48
2022		2	0	7	0	0	0	9	13.43
2023		4	4	8	6	4	0	26	38.81
2024		5	4	2	3	3	0	17	25.37
2025		2	4	0	0	1	0	7	10.45
2026		0	2	1	0	0	0	3	4.48
2027	Grace	10	12	3	12	7	6	50	74.63
2028		4	2	0	2	0	0	8	11.94
2029		0	2	0	0	2	0	4	5.97
2030		0	0	6	0	0	0	6	8.96
2031		0	0	0	0	0	0	0	0.00
2032		5	4	0	0	1	2	12	17.91
2033		0	0	2	2	0	0	4	5.97
2034		4	10	5	5	2	4	30	44.78
2035		0	0	0	0	0	0	0	0.00

2036		1	7	5	7	0	0	20	29.85
2037		2	4	2	0	3	0	11	16.42
2038		1	0	4	7	2	0	14	20.90
2039		5	4	7	3	3	2	24	35.82
2040		0	0	0	0	0	0	0	0.00
2041		2	4	3	2	0	0	11	16.42
2042		4	1	5	0	3	0	13	19.40
2043		5	4	2	7	5	2	25	37.31
2044		8	7	6	6	7	6	40	59.70
2045	Grace	8	5	10	7	5	8	43	64.18
2046	Grace	9	7	10	8	7	8	49	73.13
2047		6	0	2	2	1	0	11	16.42
2048		3	0	3	5	1	2	14	20.90
2049		0	0	0	0	0	0	0	0.00
2050		0	2	1	3	0	0	6	8.96
2051		0	0	0	0	0	0	0	0.00
2052		3	7	3	7	2	6	28	41.79
2053		0	0	0	0	0	0	0	0.00
2054		0	0	4	0	0	0	4	5.97
2055		1	5	9	6	2	2	25	37.31
2056	Grace	6	10	4	9	7	2	38	56.72
2057		4	2	1	2	3	0	12	17.91
2058		4	6	8	4	3	2	27	40.30
2059		0	2	0	0	0	0	2	2.99
2060		0	0	0	3	0	0	3	4.48
T-2097		2	2	2	6	2	0	14	20.90
T-2098		0	0	0	0	0	0	0	0.00


Ms. Bhavana Singh
BMM CO-ORDINATOR


Ms. Subhashini Naikar
Vice Principal Degree SFC


Dr. N.N. Pandey
PRINCIPAL

DI/N-STD/GEN/00