



Prahladrai Dalmia Lions College of Commerce & Economics
Sunder Nagar, Malad (West), Mumbai, 400 064

FEEDBACK ANALYSIS 2019-20

Overall Evaluation of Programme and Curriculum

‘Overall feedback of Programme and Curriculum was recorded. Students, Parents, Alumni and Teachers were asked to rate each of the following parameters on the satisfaction level.

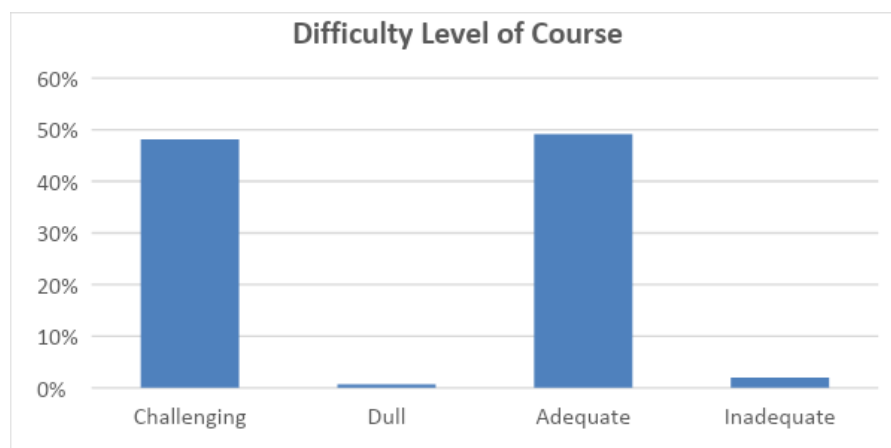
1. Difficulty Level of the course
2. Balance between Practical and Theory
3. Useful in imparting transferable and life skills
4. Contribute towards inculcating of ethics, values and moral sense
5. Employability enhancing content
6. Simulating extra learning and self-learning
7. Usefulness for internal assessment

A. Students

Following is a graphical representation of the ratings accorded by the respondents:

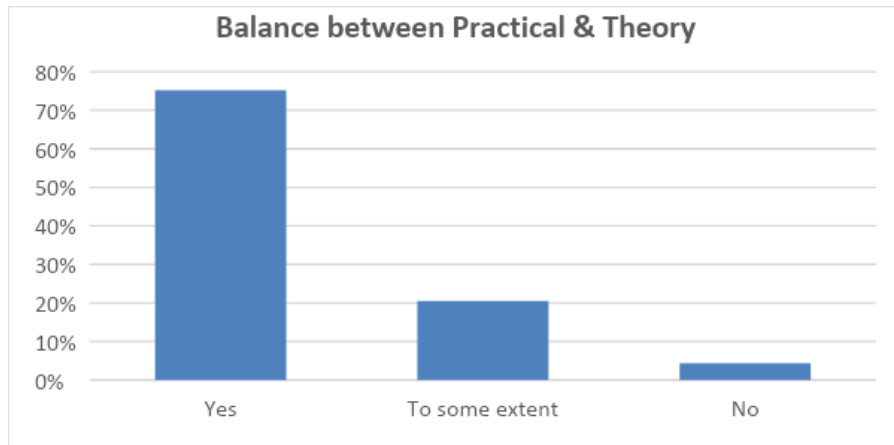
1. Difficulty Level of the course

600 Respondents’ response was analyzed and the data emerged as under:
48% of Respondents asserted that the syllabus was challenging while 49% indicated that it was adequate, 2% found it was inadequate and 1% said it was Dull.



2. Balance between Practical and Theory

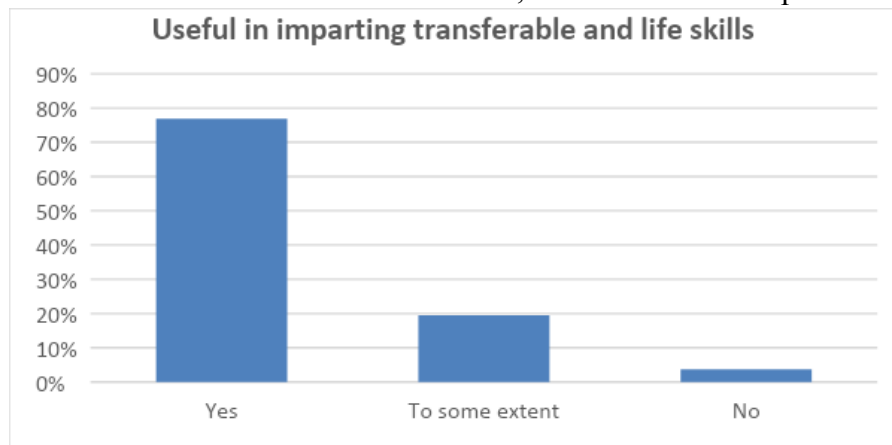
600 Respondents’ response was analyzed and the data emerged as under:
75% of Respondents asserted that the balance between Practical and Theory while 4% indicated that there was no balance between practical and theory, 21% said the balance was there to some extent.



3. Useful in imparting transferable and life skills

600 Respondents' response was analyzed and the data emerged as under:

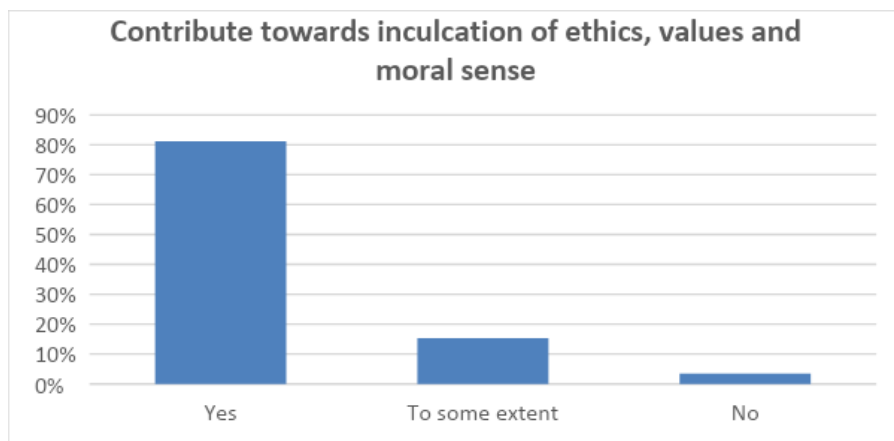
77% of Respondents asserted that the syllabus was useful in imparting transferable and life skills while 4% indicated that it was not, 20% found it was up to some extent.



4. Contribute towards inculcating of ethics, values and moral sense

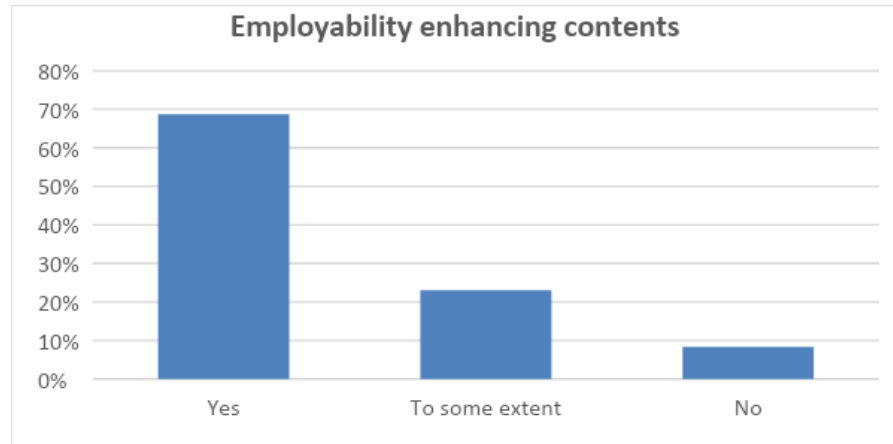
600 Respondents' response was analyzed and the data emerged as under:

81% of Respondents asserted that the syllabus was contributing towards inculcating of ethics, values and moral sense while 4% indicated that it was not, 15% found it was up to some extent.



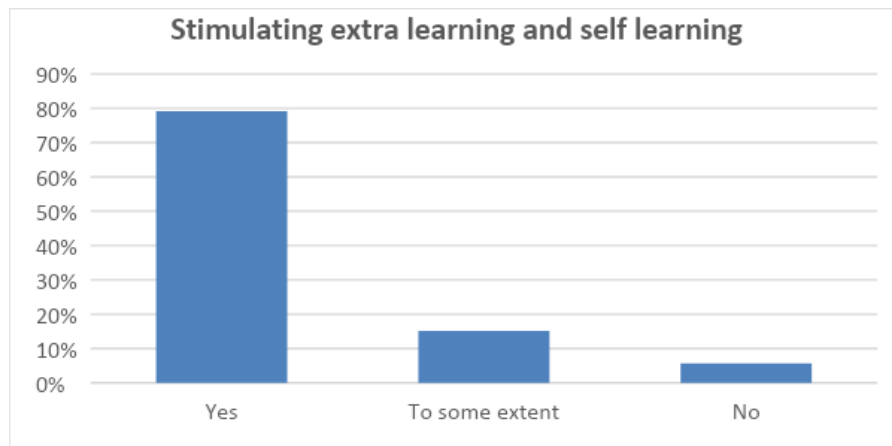
5. Employability enhancing content

600 Respondents' response was analyzed and the data emerged as under:
69% of Respondents asserted that the syllabus has Employability enhancing content while 8% indicated that it was not, 23% found it was up to some extent.



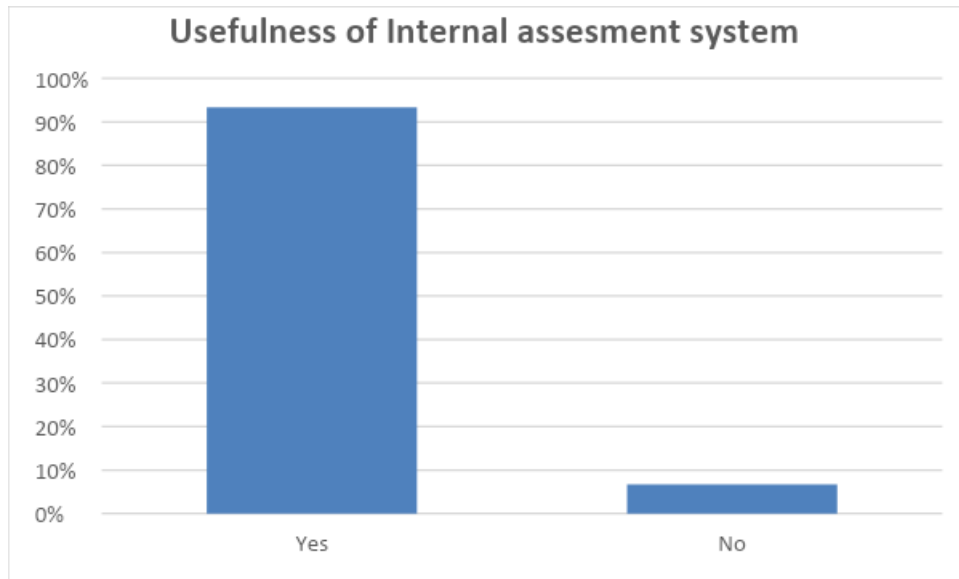
6. Simulating extra learning and self-learning

600 Respondents' response was analyzed and the data emerged as under:
79% of Respondents asserted that the syllabus has simulated extra learning and self-learning in students while 6% indicated that it was not, 15% found it was up to some extent.



7. Usefulness for internal assessment

600 Respondents' response was analyzed and the data emerged as under:
93% of Respondents asserted that there internal assessment is useful while 7% indicated that it is not.

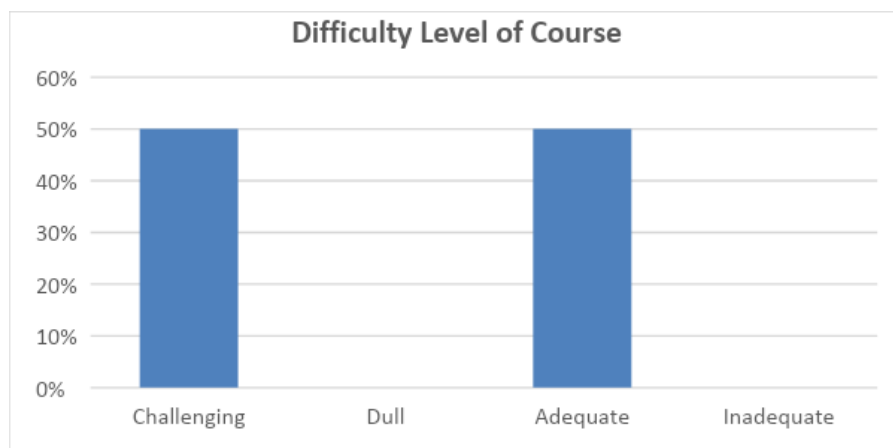


B. Alumni

Following is a graphical representation of the ratings accorded by the respondents:

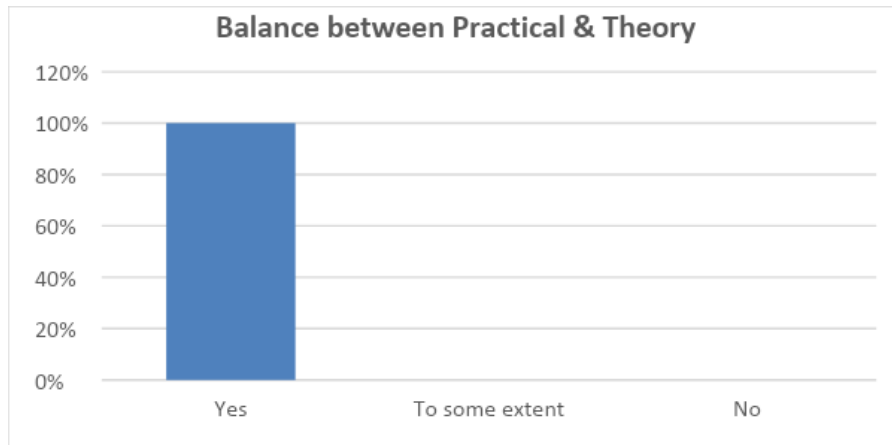
1. Difficulty Level of the course

2 Respondents' response was analyzed and the data emerged as under:
 50% of Respondents asserted that the syllabus was challenging while 50% indicated that it was adequate, 0% found it was Inadequate and 0% said it is dull.



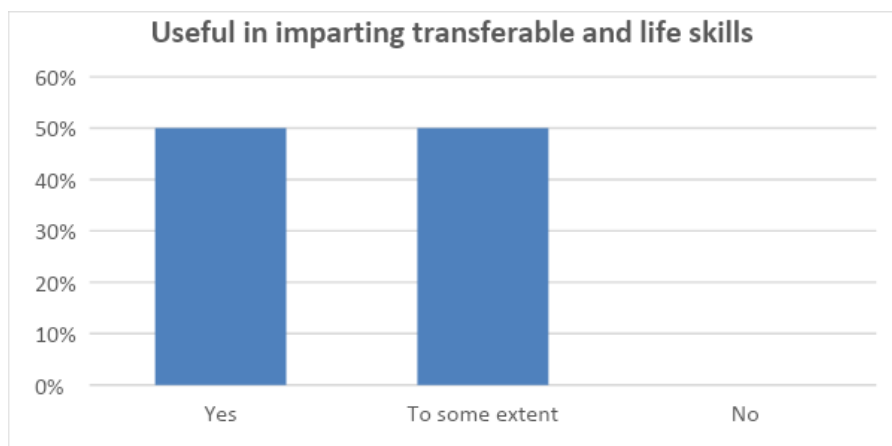
2. Balance between Practical and Theory

2 Respondents' response was analyzed and the data emerged as under:
 100% of Respondents asserted that the balance between Practical and Theory.



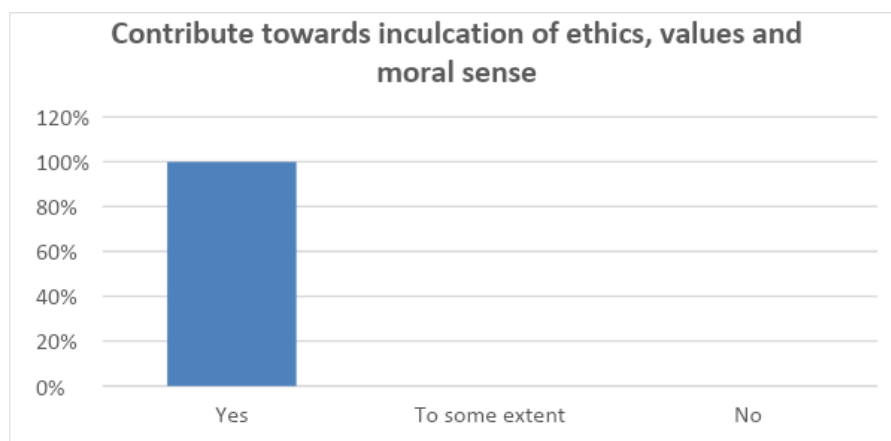
3. Useful in imparting transferable and life skills

2 Respondents' response was analyzed and the data emerged as under:
 50 % of Respondents asserted that the syllabus was useful in imparting transferable and life skills while 0% indicated that it was not, 50% found it was up to some extent.



4. Contribute towards inculcating of ethics, values and moral sense

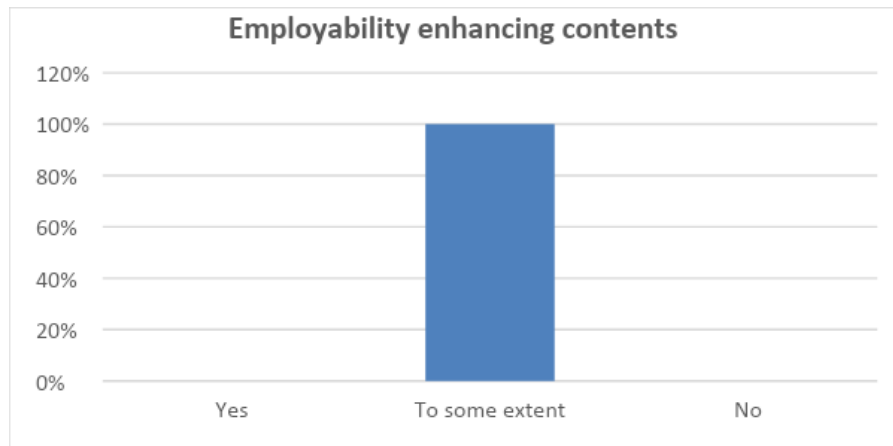
2 Respondents' response was analyzed and the data emerged as under:
 100% of Respondents asserted that the syllabus was contributing towards inculcating of ethics, values and moral sense.



5. Employability enhancing content

2 Respondents' response was analyzed and the data emerged as under:

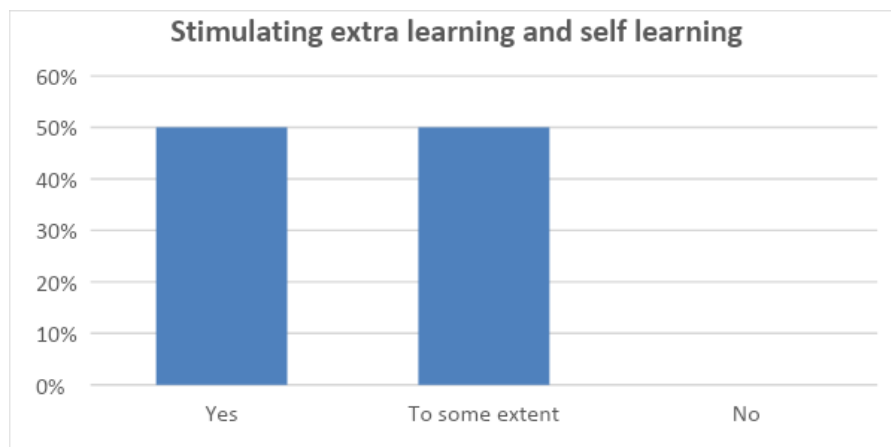
100% of Respondents asserted that the syllabus has Employability enhancing content in some extent.



6. Stimulating extra learning and self-learning

2 Respondents' response was analyzed and the data emerged as under:

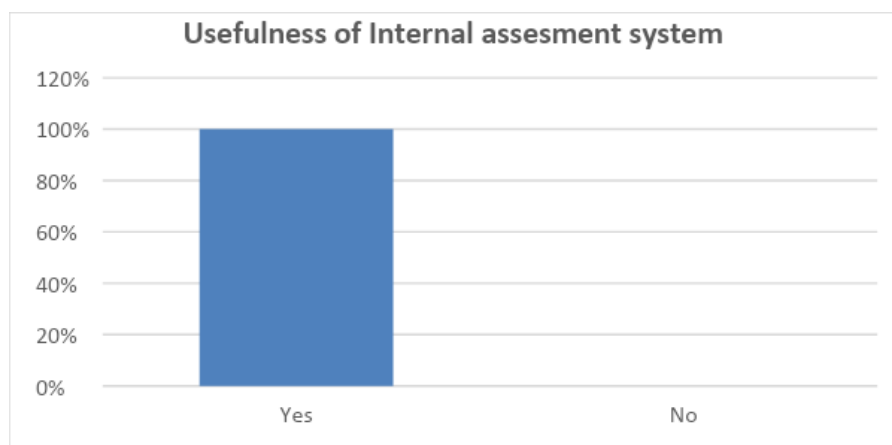
50% of Respondents asserted that the syllabus has simulated extra learning and self-learning in students while 50% found it was up to some extent.



7. Usefulness for internal assessment

2 Respondents' response was analyzed and the data emerged as under:

100 % of Respondents asserted that there internal assessment is useful.

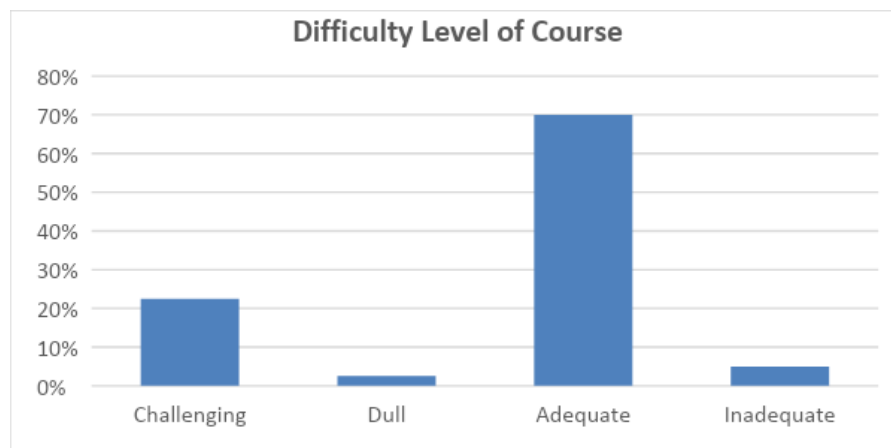


C. Teachers

Following is a graphical representation of the ratings accorded by the respondents:

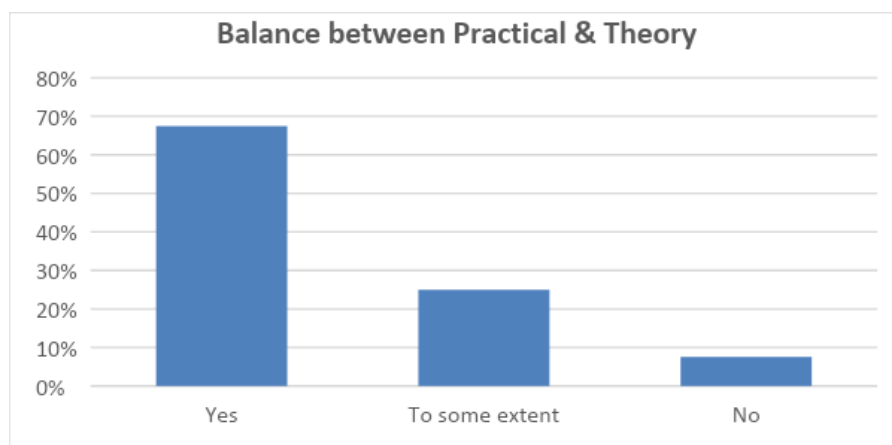
1. Difficulty Level of the course

40 Respondents' response was analyzed and the data emerged as under:
23% of Respondents asserted that the syllabus was challenging while 3% indicated that it was dull, 70% found it was Adequate and 5% said it is Inadequate.



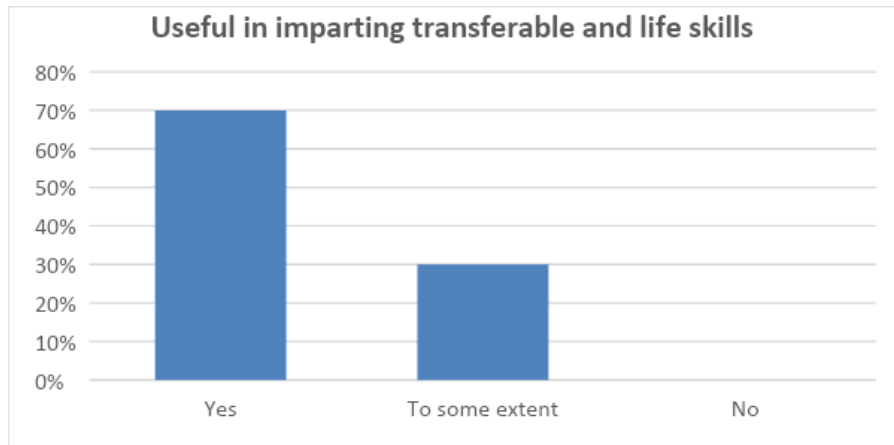
2. Balance between Practical and Theory

40 Respondents' response was analyzed and the data emerged as under:
68% of Respondents asserted that the balance between Practical and Theory while 8% indicated that there was no balance between practical and theory, 25% said the balance was there to some extent.



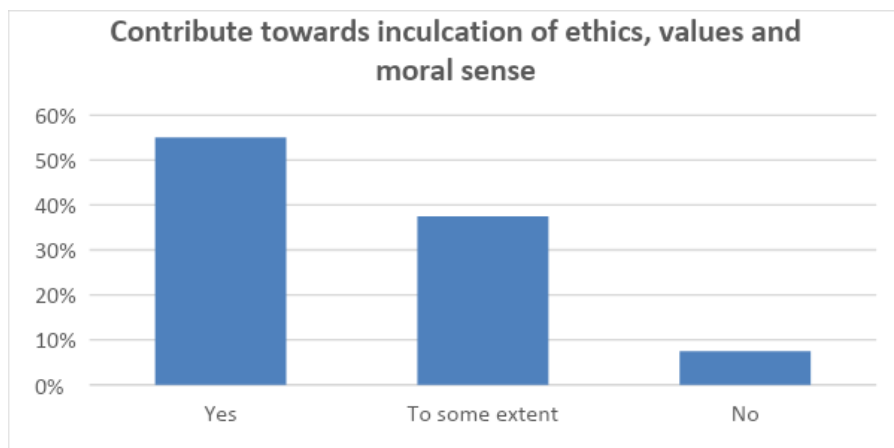
3. Useful in imparting transferable and life skills

40 Respondents' response was analyzed and the data emerged as under:
70% of Respondents asserted that the syllabus was useful in imparting transferable and life skills while 0% indicated that it was not, 30% found it was up to some extent.



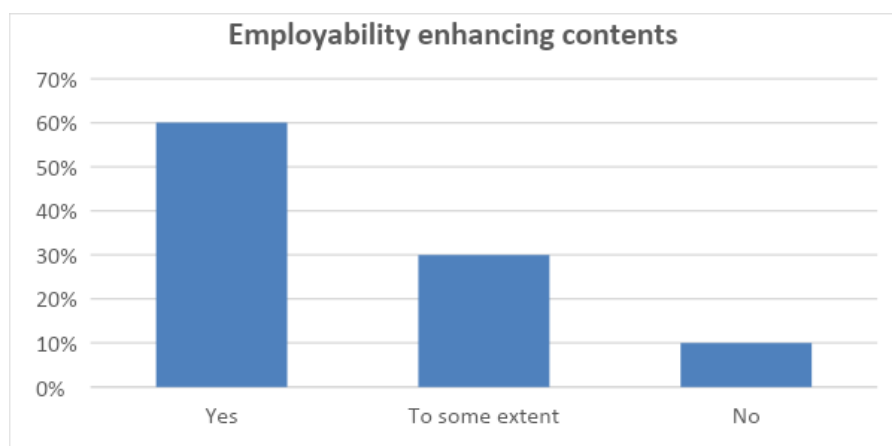
4. Contribute towards inculcating of ethics, values and moral sense

40 Respondents' response was analyzed and the data emerged as under:
 55% of Respondents asserted that the syllabus was contributing towards inculcating of ethics, values and moral sense while 8% indicated that it was not, 38% found it was up to some extent.



5. Employability enhancing content

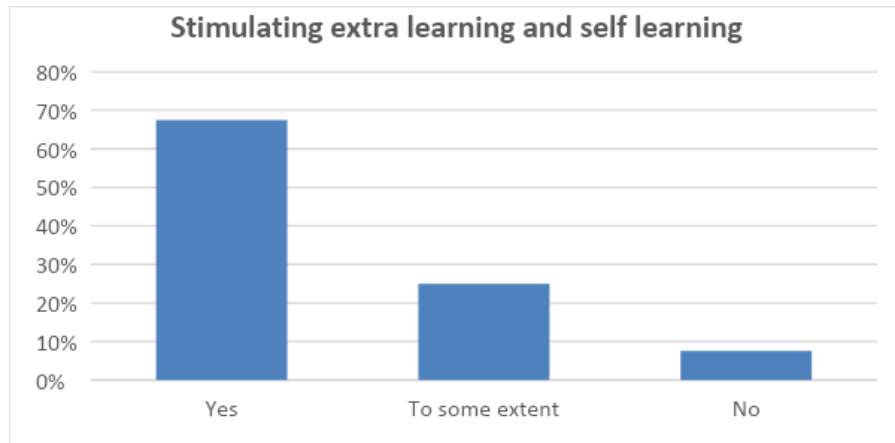
40 Respondents' response was analyzed and the data emerged as under:
 60% of Respondents asserted that the syllabus has Employability enhancing content while 10 % indicated that it was not, 30% found it was up to some extent.



6. Stimulating extra learning and self-learning

40 Respondents' response was analyzed and the data emerged as under:

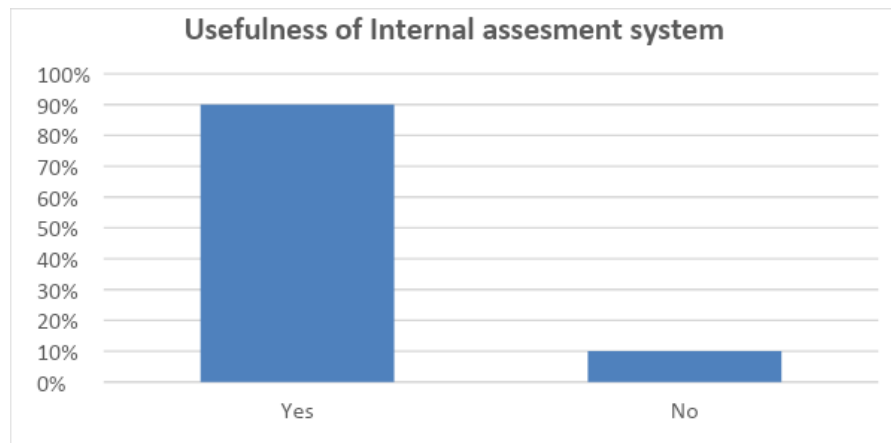
68% of Respondents asserted that the syllabus has simulated extra learning and self-learning in students while 8% indicated that it was not, 25% found it was up to some extent.



7. Usefulness for internal assessment

40 Respondents' response was analyzed and the data emerged as under:

90% of Respondents asserted that their internal assessment is useful while 10% indicated that it is not.

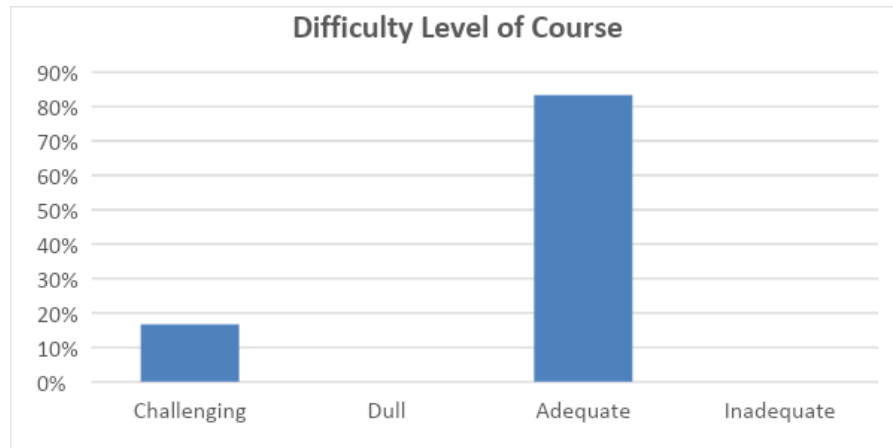


D. Employer:

1. Difficulty Level of the course

6 Respondents' response was analyzed and the data emerged as under:

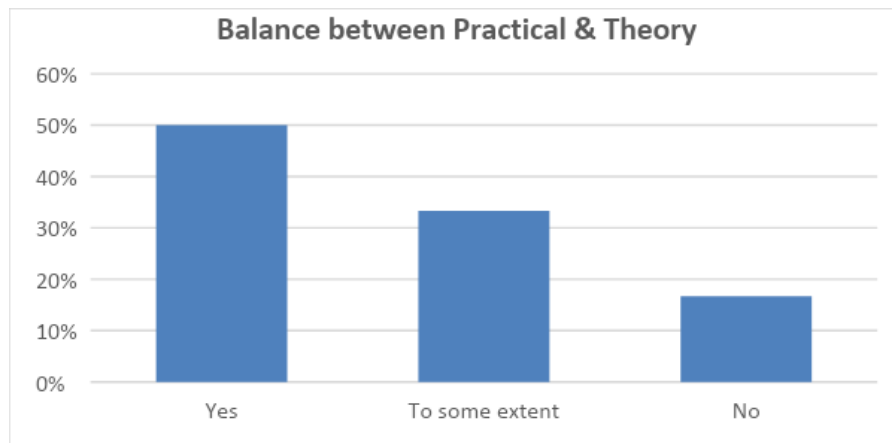
17% of Respondents asserted that the syllabus was challenging while 83% indicated that it was adequate, 0% found it was inadequate and 0% said it was Dull.



2. Balance between Practical and Theory

6 Respondents' response was analyzed and the data emerged as under:

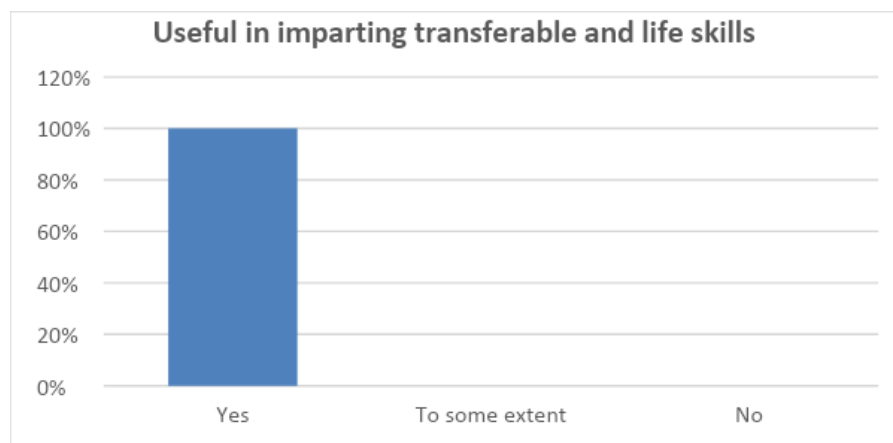
50% of Respondents asserted that the balance between Practical and Theory while 17% indicated that there was no balance between practical and theory, 33% said the balance was there to some extent.



3. Useful in imparting transferable and life skills

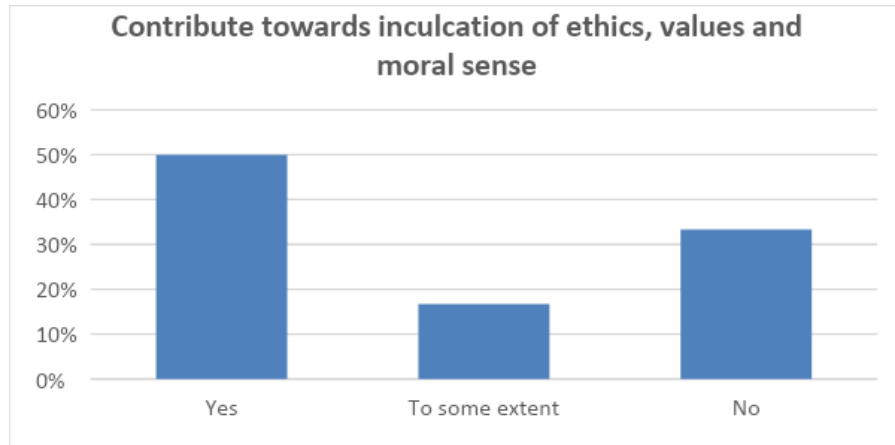
6 Respondents' response was analyzed and the data emerged as under:

100% of Respondents asserted that the syllabus was useful in imparting transferable and life skills



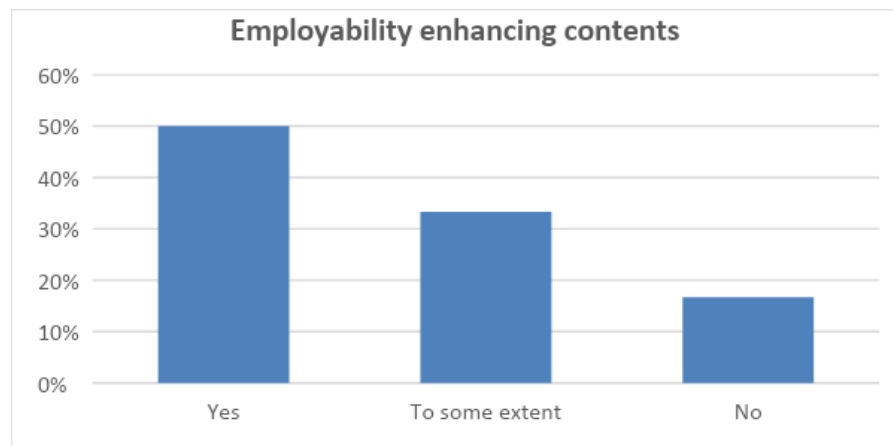
4. Contribute towards inculcating of ethics, values and moral sense

6 Respondents' response was analyzed and the data emerged as under:
50% of Respondents asserted that the syllabus was contributing towards inculcating of ethics, values and moral sense while 33% indicated that it was not, 17% found it was up to some extent.



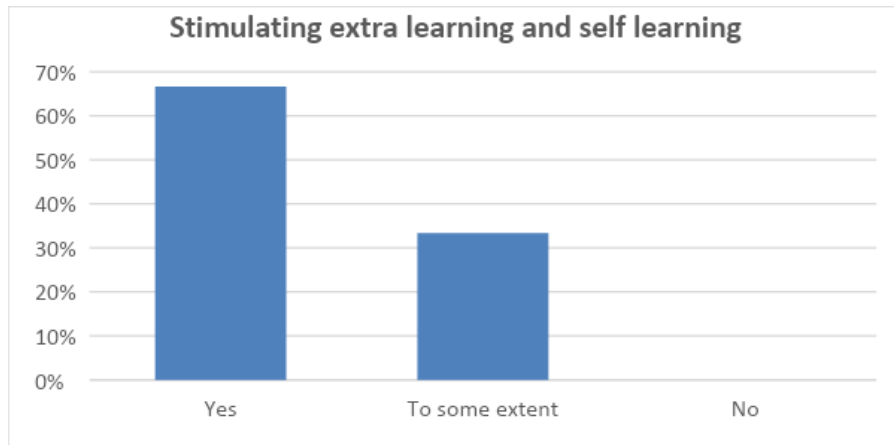
5. Employability enhancing content

6 Respondents' response was analyzed and the data emerged as under:
50% of Respondents asserted that the syllabus has Employability enhancing content while 17% indicated that it was not, 33% found it was up to some extent.



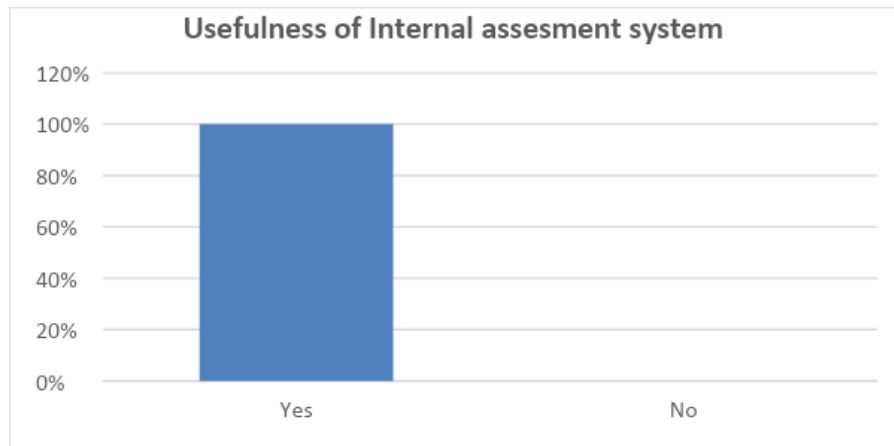
6. Simulating extra learning and self-learning

6 Respondents' response was analyzed and the data emerged as under:
67% of Respondents asserted that the syllabus has simulated extra learning and self-learning in students while 33% found it was up to some extent.



7. Usefulness for internal assessment

6 Respondents' response was analyzed and the data emerged as under:
 100% of Respondents asserted that there internal assesment is useful



E. Noronha

Emelia Noronha
Feedback Committee, In charge