



Prahladrai Dalmia Lions College of Commerce & Economics

Sunder Nagar, S. V. Road, Malad (West), Mumbai – 400064.

ISO 9001:2015 Certified

CRITERION 4

4.4.1 - Expenditure incurred on maintenance of infrastructure (physical facilities and academic support facilities) excluding salary component year wise during the last five years (INR in lakhs)

INDEX

SR.NO	CONTENT	LINK
1.	Audited Income and expenditure account for 2017-18 to 2021-22	1-16




PROF. (DR.) DIGAMBAR N. GANJEWAR
PRINCIPAL
PRAHLADRAI DALMIA LIONS COLLEGE OF
COMMERCE & ECONOMICS
SUNDER NAGAR, MALAD (W),
MUMBAI - 400 064.

4.1.2 & 4.4.1

**Expenditure for infrastructure augmentation
excluding salary during the last five Years**



Atmame
I/C - PRINCIPAL
PRAHLADRAI DALMIA LIONS COLLEGE OF
COMMERCE AND ECONOMICS
SUNDER NAGAR, MALAD (W),
MUMBAI - 400 064. *Auler*

COLOUR INDEX AND CALCULATION TAB

Sr No	Particular	REFERENCE (AUDITED STATEMENT OF ACCOUNTS)
1	Expenditure incurred for infrastructure augmentation	Fixed Assets –Expenditure on Library Books
2	Expenditure on maintenance of academic facilities	Administrative Expenses –Staff Welfare +Membership Fees+ Library Subscriptions Expenditure
3	Expenditure on maintenance of physical facilities	Maintenance +Miscellaneous Expenses+ Depreciation

Keys:

1. - = minus / subtract
2. + = plus / add

B. Mene

I/C - PRINCIPAL
PRAHLADRAI DALMIA LIONS COLLEGE OF
COMMERCE AND ECONOMICS
SUNDER NAGAR, MALAD (W),
MUMBAI - 400 064.





LIONS CLUB OF MALAD BORIVLI COLLEGE CHARITY TRUST
**PRAHLADRAI DALMIA LIONS COLLEGE
OF COMMERCE & ECONOMICS**

50 Years of Sterling Performance in Education
Research Centre for Ph.D in Accountancy, Commerce & Economics



ISO 9001 : 2015 Certified

Ref No. : _____

Date : 31/7/23

S.GOENKA AND ASSOCIATES
CHARTERED ACCOUNTANTS



5VH5+WVM, Rani Sati
MBH Colony, Pathan Wadi, Malad
East, Mumbai, Maharashtra97

TO WHOMSOEVER IT MAY CONCERN

This is to certify that Prahladrai Dalmia Lions college of Commerce and Economics had incurred the following Expenditure (In Rs) during the period 2017-2022 which are verified and extracted from the Audited books of Accounts and documents produced before us.

Sr No	Year /Particular	2017-18	2018-19	2019-20	2020-21	2021-22
1	Total Expenditure	6,26,81,979.09	6,36,43,507.09	6,94,21,215.73	6,99,22,252.87	6,81,40,135.48
2	Total Expenditure On Salary	4,27,75,407.00	4,25,99,454.00	4,81,41,329.00	5,23,14,175.00	5,61,10,678.00
3	Total Expenditure Excluding Salary	1,82,64,238.79	1,84,41,506.24	1,91,27,829.73	1,62,10,794.54	1,05,99,725.72
4	Expenditure for Infrastructure Augmentation	6,84,793.00	20,93,430.00	16,12,536.00	16,90,033.00	40,28,068.00
5	Expenditure on Maintenance of Academic Facilities(Excluding salary for Human Resources)	53,51,243.40	57,30,543.00	50,59,158.00	25,90,840.00	20,36,476.00
6	Expenditure on Maintenance of Physical Facilities(Excluding salary for Human Resources)	79,19,700.30	82,47,928.85	73,66,615.00	65,93,275.34	43,52,886.76

For S. S. Goenka & Associates

S. S. Goenka
Proprietor
Date: 31/7/23
Place: _____



[Signature]
I/C - PRINCIPAL
PRAHLADRAI DALMIA LIONS COLLEGE OF
COMMERCE AND ECONOMICS
SUNDER NAGAR, MALAD (W),
MUMBAI - 400 064.

Sunder Nagar, S.V. Road, Malad (West), Mumbai – 400 064.
Website : www.dalmialionscollege.ac.in Email : dalmialionscollege@gmail.com Contact No: 022-35112985 / 35115316

PRAHLADRAI DALMIA LIONS COLLEGE OF COMMERCE AND ECONOMICS
INCOME & EXPENDITURE PERIOD APRIL 2017 TO MARCH 2022

		FY 2017-18	FY 2018-19	FY 2019-20	FY 2020-21	FY 2021-22	TOTAL ALL YEARS
A	Revenue:						
1	Admission Cancellation Charges	3,95,185.00	2,92,805.00	4,07,807.00	1,00,052.00	1,22,279.00	13,18,128.00
2	Admission Form Charges	8,56,419.00	10,40,300.00	7,98,775.00	8,16,400.00	7,56,400.00	42,68,294.00
3	Admission Processing Fees	4,61,400.00	8,80,800.00	9,05,225.00	9,87,200.00	10,27,900.00	42,62,525.00
4	Alumni Association Fees	1,00,050.00	98,825.00	1,01,950.00	1,18,600.00	1,20,775.00	5,40,200.00
5	ATKT Fees	27,88,975.00	23,47,805.00	28,16,549.00	10,24,874.00	9,01,721.00	98,79,924.00
6	Computer Practicles/ Laboratory Fees	52,66,700.00	59,65,600.00	62,14,050.00	66,15,600.00	64,63,100.00	3,05,25,050.00
7	Development Fund (Income)	10,88,000.00	11,76,000.00	12,32,500.00	12,90,000.00	25,00,750.00	72,87,250.00
8	E-Charges	45,220.00	40,480.00	44,390.00	49,360.00	51,410.00	2,30,860.00
9	Eligibility Fees	4,180.00	5,000.00	-5,715.00	-9,200.00	-6,300.00	-12,035.00
10	Enrolment Fees	40,890.00	32,220.00	42,140.00	40,000.00	41,037.00	1,96,287.00
11	Examination Fees	60,67,299.00	45,10,808.00	51,20,748.00	59,99,668.00	51,46,624.64	2,68,45,147.64
12	Gymkhana Fees	15,06,316.00	15,34,600.00	15,42,378.00	16,78,240.00	15,47,610.00	78,09,144.00
13	Group Insurance	52,240.00	37,912.00	25,326.00	30,550.00	120.00	1,46,148.00
14	Library Fees	16,85,200.00	17,51,600.00	18,23,750.00	19,41,850.00	17,03,850.00	89,06,250.00
15	Magazine Fees	4,43,500.00	4,32,100.00	4,53,200.00	4,93,600.00	3,81,250.00	22,03,650.00
16	Miscellaneous Receipts	8,50,034.13	7,99,916.00	6,19,916.00	4,54,036.74	4,40,325.10	31,64,227.97
17	Other Fees	11,61,451.00	12,43,444.00	11,42,600.00	12,34,100.01	8,43,271.00	56,24,866.01
18	Sale of I Card	1,39,664.00	1,15,113.00	1,29,929.00	2,46,800.00	2,23,310.00	8,54,816.00
19	Students Welfare Fund	-81,505.00	-54,915.00	-1,39,345.00	1,04,153.00	-1,22,428.00	-2,94,040.00
20	Tution Fees	2,06,23,200.00	2,39,15,200.00	2,51,43,600.00	2,64,88,800.00	2,72,93,200.00	12,34,64,000.00
21	Utility Fees	11,08,750.00	10,80,250.00	11,33,000.00	12,66,200.00	12,84,250.00	58,72,450.00
22	Bonafide	1,00,230.00	1,41,720.00	1,81,850.00	1,21,700.00	2,12,390.00	7,57,890.00
23	University & Cultural	2,406.00	21,212.00	48.00	-	30,918.00	54,584.00
24	Document Verification Fee	20,815.00	20,480.00	10,175.00	4,800.00	10,000.00	66,270.00
25	Event Sponcership	-	-	1,05,100.00	-	1,00,000.00	2,05,100.00
26	Duplicate Marksheet	15,100.00	7,700.00	12,800.00	4,400.00	8,500.00	48,500.00
27	Industrial Visit Fee	-	48,000.00	65,500.00	80,000.00	50,000.00	2,43,500.00
28	Project Fees	8,83,300.00	7,62,700.00	7,06,300.00	7,60,300.00	7,85,400.00	38,98,000.00
29	Railway Concession	50,570.00	42,900.00	14,000.00	-	3,000.00	1,10,470.00
30	Scrape Sold	67,459.00	-	39,908.00	53,270.00	92,500.00	2,53,137.00
31	PHD Fees	-	30,225.00	69,500.00	31,000.00	2,19,750.00	3,50,475.00
32	Taxation Fees	3,17,500.00	2,76,500.00	2,85,000.00	3,33,000.00	3,78,500.00	15,90,500.00
33	Ashwamedha Fees	5,840.00	2,360.00	5,800.00	5,980.00	6,120.00	26,100.00
34	Registration Fees	-25,638.00	-51,096.00	-14,098.00	400.00	1,650.00	-88,782.00
35	Convocation Fees	66,150.00	1,67,250.00	2,13,500.00	2,08,250.00	2,14,500.00	8,69,650.00
36	Statement Of Marksheet	1,82,100.00	2,26,900.00	2,18,600.00	1,95,900.00	2,00,250.00	10,23,750.00
37	DLLE	-15,930.00	-15,644.00	-8,505.00	500.00	-9,670.00	-49,249.00
38	E-Suvidha	450.00	12,665.00	-500.00	200.00	200.00	13,015.00
39	Diaster Relief Fund	90.00	-50.00	-120.00	-	40.00	-40.00
40	V.C.Fund	180.00	-180.00	560.00	-	80.00	640.00
41	Seminar Fees	79,550.00	-	79,404.00	-	2,11,863.00	3,70,817.00
42	NSS	-20,980.00	3,408.00	-110.00	-	60.00	-17,622.00
43	Sundry Balance W/OFF	2,28,485.50	2,79,812.00	-16,765.00	5,50,975.00	44,000.00	10,86,507.50
		4,65,60,845.63	4,92,22,725.00	5,15,20,720.00	5,33,21,558.75	5,32,80,505.74	25,39,06,355.12
B	Interest	62,61,617.10	75,59,232.09	90,22,723.10	91,84,066.00	96,12,680.03	4,16,40,318.32
C	Salary Grant	3,11,41,506.00	2,77,19,332.00	3,23,97,278.00	3,77,70,918.00	4,12,15,042.00	17,02,44,076.00
	TOTAL (A+B+C)	8,39,63,968.73	8,45,01,289.09	9,29,40,721.10	10,02,76,542.75	10,41,08,227.77	46,57,90,749.44
D	Expenditure on Salary						
1	Salary	4,27,75,407.00	4,25,99,454.00	4,81,41,329.00	5,23,14,175.00	5,61,10,678.00	24,19,41,043.00
		4,27,75,407.00	4,25,99,454.00	4,81,41,329.00	5,23,14,175.00	5,61,10,678.00	24,19,41,043.00
E	Expenditure on Object						
1	Affiliation Fees	2,84,998.00	1,91,803.43	1,71,900.00	1,17,000.00	1,42,000.00	9,07,701.43
2	Examination Remuneration	23,57,245.00	27,74,165.00	25,21,627.00	17,72,491.00	12,86,856.00	1,07,12,384.00
3	Extra Curricular Activity	8,16,696.00	5,32,420.00	4,97,664.00	3,89,494.00	2,03,015.00	24,39,289.00
4	Libraray Expenses	35,430.00	22,152.00	1,12,935.00	198.00	-	1,70,715.00
5	Advertisement	3,36,929.40	2,05,154.00	2,39,842.00	80,514.00	3,52,129.00	12,14,568.40
6	Seminar Expenses	1,98,381.00	1,65,673.00	-30,761.00	2,77,193.00	58,397.00	6,68,883.00
7	College Prospectus	5,11,865.00	6,92,443.00	5,85,414.00	-	53,154.00	18,42,876.00
8	Computer Expenses	1,83,635.00	1,82,664.00	2,42,510.00	1,12,449.00	1,11,328.00	8,32,586.00
9	Reading Room Expenses	4,109.00	1,04,459.00	80,437.00	18,050.00	11,316.00	2,18,371.00
10	Staff Welfare	2,02,703.00	1,81,052.00	1,15,480.00	-	34,157.00	5,33,392.00
11	Research Centre Exp	3,21,666.00	52,093.00	-	-	95,000.00	4,68,759.00
12	Azadi Exp	1,10,000.00	1,19,690.00	24,925.00	1,000.00	14,554.00	2,70,169.00
13	NCC Exp	48,835.00	64,124.00	85,895.00	42,150.00	22,898.00	2,63,902.00
14	Bank Charges	14,056.64	9,970.76	8,325.73	5,000.49	4,524.55	41,878.17
15	Conveyance Expenses	6,36,605.50	5,42,931.00	13,63,184.00	6,00,289.00	2,73,313.00	34,16,322.50
16	Electricity Expenses	14,43,370.00	18,91,017.00	17,16,393.00	5,08,304.00	4,50,215.00	60,09,299.00
17	Water Charges	22,312.00	24,086.00	19,381.00	10,148.00	32,918.00	1,08,845.00
18	Miscellaneous Expenses	30,881.75	39,130.05	1,01,213.00	42,008.00	60,357.17	2,73,589.97
19	Printing & Stationery	4,03,660.00	2,24,630.00	1,99,905.00	40,765.00	1,29,643.00	9,98,603.00
20	Repairs & Maintenance	21,94,207.00	10,33,720.00	6,17,609.00	24,01,052.01	4,31,958.00	66,78,546.01
21	Building Insurance	29,858.00	35,754.00	51,976.00	74,977.00	88,639.00	2,81,204.00
22	Housekeeping Charges	4,16,624.00	5,70,820.00	5,55,600.00	6,20,129.00	5,94,000.00	27,57,173.00

34	Prize	2,79,682.00	3,04,209.00	4,50,440.00	1,700.00	8,750.00	10,44,781.00
35	College Day Expenses	58,589.00	2,35,178.00	2,28,951.00	9,750.00	-	5,32,468.00
36	Gyamkhana & Sports	5,31,235.00	4,85,338.00	3,98,349.00	-	-	14,14,922.00
37	Dalmia Lions Khel Mahostav	1,39,226.00	1,48,695.00	1,98,400.00	-	-	4,86,321.00
38	Membership & Subscription	118.00	8,118.00	826.00	590.00	-	9,652.00
39	Dalmia Lions Ustav	4,05,909.00	2,36,556.00	3,14,468.00	64,335.00	-	10,21,268.00
40	NSS Exp	5,187.00	36,115.00	11,889.00	-	-	53,191.00
41	Diwali	-	1,25,000.00	1,36,200.00	1,000.00	-	2,62,200.00
42	Adminostav	-	67,180.00	77,099.00	-	-	1,44,279.00
43	AMC Expenses	6,81,911.00	7,19,707.00	8,29,651.00	4,76,335.00	-	27,07,604.00
44	GST Payment	22,408.00	25,367.00	27,684.00	30,030.00	-	1,05,489.00
45	Industrial Visit Exp	54,500.00	-	-	-	-	54,500.00
	(E)	1,82,64,238.79	1,84,41,506.24	1,91,27,829.73	1,62,10,794.54	1,05,99,725.72	8,26,44,095.02
	F	16,42,333.30	26,02,546.85	21,52,057.00	13,97,283.33	14,29,731.76	92,23,952.24
	TOTAL (D+E+F)	6,26,81,979.09	6,36,43,507.09	6,94,21,215.73	6,99,22,252.87	6,81,40,135.48	33,38,09,090.26
	To Surplus Carried over to Balance Sheet	2,12,81,989.64	2,08,57,782.00	2,35,19,505.37	3,03,54,389.88	3,59,68,093.29	13,19,81,760.18
	(TOTAL D+E+F)	8,39,63,968.73	8,45,01,289.09	9,29,40,721.10	10,02,76,642.75	10,41,08,228.77	46,57,90,850.44

For S. S. Goenka & Associates



Principle
I/C - PRINCIPAL
PRAHLADRAI DALMIA LIONS COLLEGE OF
COMMERCE AND ECONOMICS
SUNDER NAGAR, MALAD (W),
MUMBAI - 400 064. *Asutey*

PRAHLADRAI DALMIA LIONS COLLEGE OF COMMERCE AND ECONOMICS
BALANCE SHEET PERIOD APRIL 2017 TO MARCH 2020

		FY 2017-18	FY 2018-19	FY 2019-20	FY 2020-21	FY 2021-22	TOTAL ALL YEARS
A	Current Liabilities						
1	Library Deposite	27,51,500.00	10,68,200.00	34,23,050.00	36,66,050.00	36,48,650.00	1,45,57,450.00
2	Laboratory Deposite	24,20,900.00	20,11,450.00	32,89,300.00	35,71,300.00	36,33,750.00	1,49,26,700.00
3	Caution Money	15,76,700.00	5,76,750.00	20,08,050.00	21,66,900.00	21,56,700.00	84,85,100.00
4	Grant	33,33,576.50	33,33,576.50	33,33,576.50	33,33,576.50	36,82,076.50	1,70,16,382.50
5	Development Fund	72,64,230.39	82,48,730.39	92,82,230.39	1,04,60,230.39	99,60,183.39	4,52,15,604.95
6	Student Welfare Fund	2,11,980.50	2,80,285.50	3,80,434.50	4,92,736.50	4,92,736.50	18,58,173.50
7	SMAF	1,75,128.00	1,75,128.00	1,70,128.00	1,79,128.00	1,70,128.00	8,69,640.00
8	Canteen Deposite	1,00,000.00		1,00,000.00	1,00,000.00		3,00,000.00
9	Interbalance	8,54,44,672.36	11,45,20,394.76	15,60,09,219.92	19,49,82,752.38	22,13,57,419.08	77,23,14,458.50
10	For Expenses	21,73,658.00	58,25,575.50	58,50,552.65	44,17,341.60	80,14,225.55	2,62,81,353.30
B	Income & Expenditure Account	2,12,81,989.64	2,08,57,782.00	2,35,19,505.37	3,03,54,389.88	3,59,68,093.29	13,19,81,760.18
	Total (A+B)	12,67,34,335.39	15,68,97,872.65	20,73,66,047.33	25,37,24,405.25	28,90,83,962.31	1,03,38,06,622.93
C	Current Assets						
1	Immovable Properties	52,63,002.29	58,37,891.44	54,19,626.44	57,49,374.15	83,47,710.35	3,06,17,604.67
2	Sundry Debtor	17,40,140.00	27,93,097.00	32,45,753.00	96,46,404.47	84,67,591.57	2,58,92,986.04
3	Cash And Bank Balance	1,13,38,279.25	2,40,20,997.03	2,47,42,038.69	1,62,63,274.41	3,55,78,255.27	11,19,42,844.65
4	Fixed Deposite	8,66,20,695.62	9,53,79,017.93	12,03,84,239.51	14,22,25,217.10	14,49,27,185.03	58,95,36,355.19
5	Interbalance	1,78,38,312.23	2,59,16,926.15	5,04,84,778.69	7,54,09,078.28	8,74,98,447.09	25,71,47,542.44
6	For Advances & Expenses	14,21,966.00	24,46,347.00	30,81,925.00	45,27,876.00	8,84,582.00	1,23,62,696.00
7	For Credit Balance	25,10,940.00	5,02,597.00	6,686.00	-97,819.45	33,79,191.00	63,01,594.55
8	For Other Deposite	1,000.00	1,000.00	1,000.00	1,000.00	1,000.00	5,000.00
	Total (C)	12,67,34,335.39	15,68,97,873.55	20,73,66,047.33	25,37,24,404.96	28,90,83,962.31	1,03,38,06,623.54



(Signature)
I/C - PRINCIPAL
PRAHLADRAI DALMIA LIONS COLLEGE OF
COMMERCE AND ECONOMICS
SUNDER NAGAR, MALAD (W),
MUMBAI - 400 064. *(Signature)*

For S. S. Goenka & Associates

(Signature)
Proprietor




LIONS CLUB OF MALAD BORIVALI COLLEGE CHARITY TRUST

SCHEDULE OF FIXED ASSETS FORMING PART OF THE BALANCE SHEET AS ON 31st MARCH, 2018

PARTICULARS	PERCENTAGE	W.D.V. AS ON 01.04.2017	ADDITION DURING		DEDUCTION DURING YEAR	TOTAL	DEPRECIATION		NET BLOCK	
			UPTO 30.09.17	AFTER 30.09.17			PROVIDED FOR YEAR	DEDUCTION ON A/C OF SALE	W.D.V. AS ON 31.03.2018	W.D.V. AS ON 31.03.2017
Air Conditioner	15.00%	11,97,234.34	2,54,700.00	-	-	14,51,934.34	2,18,335.16	-	12,33,599.17	5,18,426.03
Building Renovation	10.00%	3,91,60,069.38	-	-	-	3,91,60,069.38	39,16,006.94	-	3,52,44,062.44	7,06,166.97
Building Renovation IX Plan	10.00%	60,913.23	-	-	-	60,913.23	6,091.32	-	54,821.91	60,913.23
Canteen Shed	10.00%	321.30	-	-	-	321.30	32.13	-	289.17	321.30
Computer	40.00%	6,08,075.94	-	93,800.00	-	7,01,875.94	2,61,990.37	-	4,39,885.57	2,08,104.60
Computer Software	60.00%	2,26,816.88	-	-	-	2,26,816.88	1,36,090.13	-	90,726.76	2,26,815.41
Electrical Fittings	10.00%	562.95	-	-	-	562.95	56.30	-	506.66	562.95
Equipments	15.00%	56,913.23	-	-	-	56,913.23	8,536.99	-	48,376.23	37,042.50
Equipments (Xerox Machine)	15.00%	1,34,218.33	-	-	-	1,34,218.33	19,586.75	-	1,14,631.58	87,955.17
Exam Copy Writer	15.00%	22,040.19	-	-	-	22,040.19	3,306.03	-	18,734.17	22,040.19
Furniture & Fixture	10.00%	20,22,368.40	-	-	-	20,22,368.40	2,02,236.84	-	18,20,131.55	7,90,850.83
Gymkhana Renovation	15.00%	1,96,956.11	-	-	-	1,96,956.11	29,543.42	-	1,67,412.69	1,96,956.11
Gymnasium Equipment	15.00%	14,224.95	-	-	-	14,224.95	2,133.74	-	12,091.21	14,224.95
Gymnasium Equipment (Govt Grant)	15.00%	50,787.70	-	-	-	50,787.70	7,518.16	-	43,169.55	50,787.70

Principal
 H.C. PRINCIPAL
 LIONS CLUB OF MALAD BORIVALI COLLEGE CHARITY TRUST
 MALAD, DISTRICT THANE (W.)
 PIN - 401 301



For S. S. Goenka & Associates
 Proprietor



PARTICULARS	RATE OF DEPRECIATION	W.D.V. AS ON 01.04.2017	ADDITION DURING		DEDUCTION DURING YEAR	TOTAL	DEPRECIATION		TOTAL	NET BLOCK	
			UPTO 30.09.17	AFTER 30.09.17			PROVIDED FOR YEAR	DEDUCTION ON A/C OF SALE		W.D.V. AS ON 31.03.2018	W.D.V. AS ON 31.03.2017
Library Books	100.00%	271,016.00	193,556.00	237,160.00	7,150.00	634,582.00	576,002.00	-	576,002.00	118,580.00	271,016.00
Library Furniture	10.00%	81,606.51	-	-	-	81,606.51	8,160.65	-	8,160.65	73,445.86	81,606.51
Office Equipment	15.00%	356,966.96	136,771.00	22,514.00	-	516,251.96	75,749.24	-	75,749.24	440,502.72	356,966.96
Office Equipment-Computers-Xth Plan	40.00%	0.04	-	-	-	0.04	0.01	-	0.01	0.02	0.04
Printer	40.00%	19,131.40	41,308.00	135,700.00	-	196,139.40	51,315.73	-	51,315.73	144,823.67	19,131.40
Projector	15.00%	155,685.28	-	-	-	155,685.28	23,352.80	-	23,352.80	132,332.48	155,685.28
UGC Colour TV IX th Plan	15.00%	1,189.91	-	-	-	1,189.91	178.49	-	178.49	1,011.42	1,189.91
UGC Computers IX th Plan	40.00%	1.68	-	-	-	1.68	0.67	-	0.67	1.01	1.68
UGC Equipment XI th Plan Computers	40.00%	268.23	-	-	-	268.23	107.29	-	107.29	160.94	268.23
UGC Equipment XI th Plan Printer	40.00%	111.48	-	-	-	111.48	44.59	-	44.59	66.89	111.48
UGC Equipment X th Plan Computers	40.00%	4.07	-	-	-	4.07	1.63	-	1.63	2.44	4.07
UGC IX th Plan Black Board	15.00%	5,152.24	-	-	-	5,152.24	772.84	-	772.84	4,379.41	5,152.24
UGC IX th Plan Xerox Machine	15.00%	2,856.44	-	-	-	2,856.44	428.47	-	428.47	2,427.97	2,856.44
UGC Library Furniture XI th Plan	10.00%	2,207.41	-	-	-	2,207.41	220.74	-	220.74	1,986.67	2,207.41
UGC Library Furniture X th Plan Cup Board	10.00%	2,980.85	-	-	-	2,980.85	298.09	-	298.09	2,682.75	2,980.85
UGC Projector & Screen IX th Plan	15.00%	1,565.17	-	-	-	1,565.17	234.78	-	234.78	1,330.39	1,565.17
UGC Steel Cup Board IX th Plan	10.00%	4,118.66	-	-	-	4,118.66	411.87	-	411.87	3,706.80	4,118.66
UGC XI th Plan Laptop & Projector	15.00%	10,947.52	-	-	-	10,947.52	1,642.13	-	1,642.13	9,305.39	10,947.52
UGC XI th Plan Projector	15.00%	21,684.20	-	-	-	21,684.20	3,252.63	-	3,252.63	18,431.57	21,684.20
TOTAL RS.		44,688,997.00	626,335.00	489,174.00	7,150.00	45,797,356.00	5,553,739.93	-	5,553,739.92	40,243,616.07	44,688,997.00

DR. PRINCIPAL
PRINCIPAL
 PRAJAPATI DALMIYANI COLLEGE OF
 EDUCATION AND ECONOMIC SCIENCES
 SURVEY NAGAR, MALAD (W)
 MUMBAI - 400 064.



Note: - 626335

+ 489174

11,15,509/-

193556

237160

For S. S. Goenka & Associates

Sy S.S.
Proprietor


6,84,793/-

LIONS CLUB OF MALAD BORIVALI COLLEGE CHARITY TRUST
PRAHLADRAI DALMIA LIONS OF COMMERCE AND ECONOMICS

SCHEDULE OF FIXED ASSETS FORMING PART OF THE BALANCE SHEET AS ON 31st MARCH, 2019

PARTICULARS	PERCENTAGE	W.D.V. AS ON 01.04.2018	ADDITION DURING		DEDUCTION DURING YEAR	TOTAL	DEPRECIATION		NET BLOCK AS ON 31.03.2019	NET BLOCK AS ON 01.04.2018	
			UPTO 30.09.18	AFTER 30.09.18			PROVIDED FOR YEAR	DEDUCTION ON A/C OF SALE			
Air Conditioner	15.00%	12,34,144.27	-	88,000.00	-	13,22,144.27	1,91,721.64	-	1,91,721.64	11,30,422.64	12,34,144.27
Building Renovation	10.00%	3,52,44,062.44	-	-	-	3,52,44,062.44	35,24,406.25	-	35,24,406.25	3,17,19,656.19	3,52,44,062.44
Building Renovation IX Plan	10.00%	54,821.91	-	-	-	54,821.91	5,482.19	-	5,482.19	49,339.72	54,821.91
Carleen Shed	10.00%	289.17	-	-	-	289.17	28.92	-	28.92	260.26	289.17
Computer	40.00%	4,39,885.57	-	1,70,100.00	-	6,09,985.57	2,09,974.24	-	2,09,974.24	4,00,011.33	4,39,885.57
Computer Software	60.00%	90,726.75	9,23,796.00	8,00,653.00	-	18,15,175.75	8,48,909.55	-	8,48,909.55	9,66,266.19	90,726.75
Electrical Fittings	10.00%	506.65	-	-	-	506.65	50.66	-	50.66	455.97	506.65
Equipments	15.00%	31,486.12	-	-	-	31,486.12	4,722.92	-	4,722.92	26,763.21	31,486.12
Equipments (Xerox Machine)	15.00%	1,14,085.58	-	-	-	1,14,085.58	17,112.83	-	17,112.83	96,972.75	1,14,085.58
Exam Copy Writer	15.00%	18,734.16	-	-	-	18,734.16	2,810.12	-	2,810.12	15,924.04	18,734.16
Furniture & Fixture	10.00%	18,20,131.56	-	89,506.00	-	19,09,637.56	1,86,488.46	-	1,86,488.46	17,23,149.10	18,20,131.56
Gymkhana Renovation	15.00%	1,67,412.69	-	-	-	1,67,412.69	25,111.90	-	25,111.90	1,42,300.79	1,67,412.69
Gymnasium Equipment	15.00%	12,091.21	-	-	-	12,091.21	1,813.88	-	1,813.88	10,277.53	12,091.21
Gymnasium Equipment (Govt Grant)	15.00%	43,169.54	-	-	-	43,169.54	6,475.43	-	6,475.43	36,694.11	43,169.54


PRAHLADRAI DALMIA LIONS OF COMMERCE AND ECONOMICS
INC - PRINCIPAL
 CHAIRMAN
 119th COLLEGE OF COMMERCE
 ST. VINCENT'S COLLEGE
 MALAD - 400 084
 ASUBA



FOR S. S. Goenka & Associates
 For S. S. Goenka & Associates
 Proprietor

PARTICULARS	RATE OF DEPRECIATION	W.D.V. AS ON 01.04.2018	ADDITION DURING		DEDUCTION DURING YEAR	TOTAL	DEPRECIATION		NET BLOCK		
			UPTO 30.09.18	AFTER 30.09.18			PROVIDED FOR YEAR	DEDUCTION ON A/C OF SALE	W.D.V. AS ON 31.03.2019	W.D.V. AS ON 31.03.2018	
Library Books	100.00%	1,18,580.00	5,34,081.00	5,49,925.00	-	12,02,586.00	9,27,623.50	-	9,27,623.50	2,74,962.50	1,18,580.00
Library Furniture	10.00%	73,445.86	-	-	-	73,445.86	7,344.59	-	7,344.59	66,101.27	73,445.86
Office Equipment	15.00%	4,57,392.84	22,488.00	-	-	4,79,880.84	71,982.13	-	71,982.13	4,07,898.71	4,57,392.84
Office Equipment-Computers-XIth Plan	40.00%	0.03	-	-	-	0.03	0.01	-	0.01	0.02	0.03
Printer	40.00%	1,44,823.59	-	-	-	1,44,823.59	57,929.43	-	57,929.43	86,894.15	1,44,823.59
Projector	15.00%	1,32,332.48	-	-	-	1,32,332.48	19,849.87	-	19,849.87	1,12,482.61	1,32,332.48
UGC Colour TV IX th Plan	15.00%	1,011.42	-	-	-	1,011.42	151.71	-	151.71	859.71	1,011.42
UGC Computers IX th Plan	40.00%	1.01	-	-	-	1.01	0.40	-	0.40	0.61	1.01
UGC Equipment XI th Plan Computers	40.00%	160.94	-	-	-	160.94	64.38	-	64.38	96.56	160.94
UGC Equipment XII th Plan Printer	40.00%	66.89	-	-	-	66.89	26.76	-	26.76	40.13	66.89
UGC Equipment X th Plan Computers	40.00%	2.44	-	-	-	2.44	0.98	-	0.98	1.46	2.44
UGC IX th Plan Black Board	15.00%	4,379.40	-	-	-	4,379.40	656.91	-	656.91	3,722.49	4,379.40
UGC IX th Plan Xerox Machine	15.00%	2,427.97	-	-	-	2,427.97	364.20	-	364.20	2,063.78	2,427.97
UGC Library Furniture XI th Plan	10.00%	1,986.67	-	-	-	1,986.67	198.67	-	198.67	1,788.00	1,986.67
UGC Library Furniture X th Plan Cup Board	10.00%	2,682.76	-	-	-	2,682.76	268.29	-	268.29	2,414.48	2,682.76
UGC Projector & Screen IX th Plan	15.00%	1,330.39	-	-	-	1,330.39	199.57	-	199.57	1,130.83	1,330.39
UGC Steel Cup Board IX th Plan	10.00%	3,706.79	-	-	-	3,706.79	370.68	-	370.68	3,336.11	3,706.79
UGC XI th Plan Laptop & Projector	15.00%	9,305.39	-	-	-	9,305.39	1,395.81	-	1,395.81	7,909.58	9,305.39
UGC XI th Plan Projector	15.00%	18,431.57	-	-	-	18,431.57	2,764.74	-	2,764.74	15,666.83	18,431.57
TOTAL RS.		4,02,43,616.06	14,80,365.00	16,98,184.00	-	4,34,22,165.06	61,16,301.40	-	61,16,301.40	3,73,05,863.66	4,02,43,616.06

OKMIND
HIC - PRINCIPAL
 PRIVATE LIBRARY COLLEGE OF
 COMMERCE AND ECONOMICS
 SHANBER NAGAR, MALLU (W),
 TEL. NO. - 400 064.



For S. S. Goenka & Associates

NOTE - 1480365/-

(T) 1698184/- Proprietor

3178529
 20945031-

534021
 1113


599925/- 2098 480

LIONS CLUB OF MALAD BORIVALI COLLEGE CHARITY TRUST
FRAHLADRAI DALMIA LIONS COLLEGE OF COMMERCE AND ECONOMICS


SCHEDULE OF FIXED ASSETS FORMING PART OF THE BALANCE SHEET AS ON 31st MARCH, 2020

PARTICULARS	PERCENTAGE	W.D.V. AS ON 01.04.2019	ADDITION DURING		DEDUCTION DURING YEAR	TOTAL	DEPRECIATION		NET BLOCK		
			UPTO 30.09.19	AFTER 30.09.19			PROVIDED FOR YEAR	DEDUCTION ON A/C OF SALE	TOTAL	W.D.V. AS ON 31.03.2020	W.D.V. AS ON 31.03.2019
Air Conditioner	15.00%	11,30,422.63	-	-	-	11,30,422.63	1,69,563.40	-	1,69,563.40	9,60,859.23	11,30,422.63
Building Renovation	10.00%	3,17,19,656.19	-	-	-	3,17,19,656.19	31,71,965.62	-	31,71,965.62	2,85,47,690.57	3,17,19,656.19
Building Renovation IX Plan	10.00%	49,339.72	-	-	-	49,339.72	4,933.97	-	4,933.97	44,405.75	49,339.72
Carleen Shed	10.00%	260.25	-	-	-	260.25	26.02	-	26.02	234.21	260.25
Computer	40.00%	4,00,011.32	7,18,120.00	11,328.00	-	11,29,459.32	4,49,518.12	-	4,49,518.12	6,79,941.20	4,00,011.32
Computer Software	60.00%	9,66,266.20	-	5,80,324.00	-	15,46,590.20	7,53,856.93	-	7,53,856.93	7,92,733.28	9,66,266.20
Electrical Fittings	10.00%	455.99	-	-	-	455.99	46.60	-	46.60	410.40	455.99
Equipments	15.00%	26,763.20	-	-	-	26,763.20	4,014.48	-	4,014.48	22,748.72	26,763.20
Equipments (Xerox Machine)	15.00%	96,972.75	-	-	-	96,972.75	14,545.91	-	14,545.91	82,426.84	96,972.75
Exam Copy Writer	15.00%	15,924.04	-	-	-	15,924.04	2,388.61	-	2,388.61	13,535.45	15,924.04
Furniture & Fixture	10.00%	17,23,149.10	87,460.00	2,065.00	-	18,12,674.10	1,81,164.16	-	1,81,164.16	16,31,509.93	17,23,149.10
Gynkhana Renovation	15.00%	1,42,300.79	-	-	-	1,42,300.79	21,345.12	-	21,345.12	1,20,955.67	1,42,300.79
Gymnasium Equipment	15.00%	10,277.53	-	-	-	10,277.53	1,541.63	-	1,541.63	8,735.90	10,277.53
Gymnasium Equipment (Govt. Grant)	15.00%	36,694.11	-	-	-	36,694.11	5,504.12	-	5,504.12	31,189.99	36,694.11

WIC - PRINCIPAL
FRAHLADRAI DALMIA LIONS COLLEGE OF
COMMERCE AND ECONOMICS
BORIVALI NAGAR, MALAD (W)
MUMBAI - 400 064



For S. S. Goenka & Associates
[Signature]
Proprietor




	RATE OF DEPRECIATION	W.D.V. AS ON 01.04.2019	ADDITION DURING		DEDUCTION DURING YEAR	TOTAL	PROVIDED FOR YEAR	DEPRECIATION		NET BLOCK		
			UPTO 30.09.19	AFTER 30.09.19				DEDUCTION ON A/C OF SALE	TOTAL	W.D.V. AS ON 31.03.2020	W.D.V. AS ON 31.03.2019	
Library Books	100.00%	2,74,982.50	71,070.00	50,186.00	-	3,96,218.50	3,71,125.50	-	3,71,125.50	25,093.00	2,74,982.50	
Library Furniture	10.00%	66,101.27	-	-	-	66,101.27	6,610.13	-	6,610.13	59,491.15	66,101.27	
Office Equipment	15.00%	4,07,898.71	-	83,799.00	-	4,91,697.71	67,469.74	-	67,469.74	4,24,227.96	4,07,898.71	
Office Equipment-Computers-Xth Plan	40.00%	0.02	-	-	-	0.02	0.01	-	0.01	0.01	0.02	
Printer	40.00%	86,894.16	-	1,29,440.00	-	2,16,334.16	60,645.66	-	60,645.66	1,55,688.51	86,894.16	
Projector	15.00%	1,12,482.61	-	-	-	1,12,482.61	16,872.39	-	16,872.39	95,610.23	1,12,482.61	
UGC Colour TV IX th Plan	15.00%	859.71	-	-	-	859.71	128.96	-	128.96	730.75	859.71	
UGC Computers IX th Plan	40.00%	0.61	-	-	-	0.61	0.25	-	0.25	0.38	0.61	
UGC Equipment XI th Plan Computers	40.00%	96.56	-	-	-	96.56	38.63	-	38.63	57.94	96.56	
UGC Equipment XI th Plan Printer	40.00%	40.13	-	-	-	40.13	16.05	-	16.05	24.08	40.13	
UGC Equipment X th Plan Computers	40.00%	1.46	-	-	-	1.46	0.58	-	0.58	0.86	1.46	
UGC IX th Plan Black Board	15.00%	3,722.49	-	-	-	3,722.49	558.37	-	558.37	3,164.11	3,722.49	
UGC IX th Plan Xerox Machine	15.00%	2,063.77	-	-	-	2,063.77	309.57	-	309.57	1,754.19	2,063.77	
UGC Library Furniture XI th Plan	10.00%	1,788.00	-	-	-	1,788.00	178.80	-	178.80	1,609.20	1,788.00	
UGC Library Furniture X th Plan Cup Board	10.00%	2,414.48	-	-	-	2,414.48	241.46	-	241.46	2,173.02	2,414.48	
UGC Projector & Screen IX th Plan	15.00%	1,130.83	-	-	-	1,130.83	169.63	-	169.63	961.21	1,130.83	
UGC Steel Cup Board IX th Plan	10.00%	3,336.11	-	-	-	3,336.11	333.61	-	333.61	3,002.50	3,336.11	
UGC XI th Plan Laptop & Projector	15.00%	7,909.58	-	-	-	7,909.58	1,186.44	-	1,186.44	6,723.15	7,909.58	
UGC XI th Plan Projector	15.00%	15,666.83	-	-	-	15,666.83	2,350.02	-	2,350.02	13,316.79	15,666.83	
Building Work In Progress												
TOTAL RS.		3,73,05,863.66	8,76,650.00	59,03,392.13	-	4,40,85,905.80	53,08,649.45	-	53,08,649.45	50,46,250.13	3,87,77,256.33	3,73,05,863.66

PRINCIPAL

NOTE - Addition

For S. S. Goenka & Associates

PRABHAKAR DALMIYANI COLLEGE OF MANAGEMENT
COMMERCE AND ECONOMICS
SUNDER NAGAR, KUMBAHUR
KUMBAHUR - 417 305



(1) 876650/-
(2) 5903392/13
(3) 5046250/13 (CCWP)

Sy Suf
Proprietor

1733792/-
501861/-
16125361/-

LIONS CLUB OF MALAD BORIWALL COLLEGE CHARITY TRUST
PRAHLADRAI DALMIA LIONS COLLEGE OF COMMERCE AND ECONOMICS
Movable Properties-Schedule B

Fixed Assets Balance As On 31.03.2021

PARTICULARS	RATE OF DEPRICIATION	AS ON 01.04.2020	ADDITION BEFORE 30.09.2020	ADDITION AFTER 30.09.2020	TOTAL AS ON 31.03.2020	DEPRECIATION			NET BLOCK		
						BEFORE 30.09.2020	AFTER 30.09.2020	DEDUCTION ON A/C OF SALE	TOTAL Up To 31.03.2021	AS ON 31.03.2021	AS ON 31.03.2020
Library Books	100%	25,093.00	-	36,998.00	62,091.00	25,093.00	18,499.00	-	43,592.00	18,499.00	25,093.00
Computer Equipment	40%	8,275.19	-	-	8,275.19	3,310.08	-	-	3,310.08	4,965.11	8,275.19
Computer	40%	6,70,688.42	-	-	6,70,688.42	2,68,275.37	-	-	2,68,275.37	4,02,413.05	6,70,688.42
Air Conditioner	15%	9,60,859.22	-	2,14,500.00	11,75,359.22	1,60,216.38	-	-	1,60,216.38	10,15,142.84	9,60,859.22
Furniture & Fixtures	10%	22,57,631.89	-	12,61,000.00	35,18,631.89	2,75,613.19	13,200.00	-	2,88,813.19	32,29,818.70	22,57,631.89
Office Equipment	15%	5,95,655.16	-	2,38,398.00	8,34,053.16	1,07,228.13	-	-	1,07,228.13	7,26,825.03	5,95,655.16
Printer	40%	1,55,712.59	-	-	1,55,712.59	62,285.03	-	-	62,285.03	93,427.56	1,55,712.59
Projector	15%	1,11,583.61	-	-	1,11,583.61	16,737.54	-	-	16,737.54	94,846.07	1,11,583.61
Scanner	60%	0.11	-	-	0.11	0.06	-	-	0.06	0.05	0.11
Xerox Machine	15%	84,181.02	-	-	84,181.02	12,627.15	-	-	12,627.15	71,553.87	84,181.02
Water Cooler	15%	1,972.65	-	-	1,972.65	295.90	-	-	295.90	1,676.75	1,972.65
Water Pump	15%	4.80	-	-	4.80	0.72	-	-	0.72	4.08	4.80
Amplifier	15%	10,225.65	-	-	10,225.65	1,533.85	-	-	1,533.85	8,691.80	10,225.65



Laptop	40%	1,036.80	-	-	1,036.80	414.72	-	-	414.72	622.08	1,036.80
Projector Screen	15%	5,027.78	-	-	5,027.78	754.17	-	-	754.17	4,273.61	5,027.78
Computer Software	60%	7,92,733.18	-	-	7,92,733.18	4,75,639.91	-	-	4,75,639.91	3,17,093.27	7,92,733.18
Exam Copy Writer	15%	13,535.43	-	-	13,535.43	2,030.31	-	-	2,030.31	11,505.12	13,535.43
Colour TV	15%	730.75	-	-	730.75	109.61	-	-	109.61	621.14	730.75
Black Board	15%	3,164.12	-	-	3,164.12	474.62	-	-	474.62	2,689.50	3,164.12
(A)		56,98,111.37	0.00	17,50,896.00	74,49,007.37	14,12,639.74	31,699.00	0.00	14,44,338.74	60,04,668.63	56,98,111.37

Note: Additions

(-) 1750896/-
36998/- Library Books

(-) 1713898
23865/- Junior College
1690033/-

For S. S. Goenka & Associates

Signature
Chartered Accountant



LIONS CLUB OF MALAD BORIWALI COLLEGE CHARITY TRUST
 PRAHLADRAI DALMIA LIONS COLLEGE OF COMMERCE AND ECONOMICS
 Immovable Properties-Schdule A

Balance As On 31.03.2022

PARTICULARS	RATE OF DEPRICIATION	AS ON 01.04.2021	trf from CWIP	ADDITION BEFORE 30.09.2021	ADDITION AFTER 30.09.2021	TOTAL AS ON 31.03.2022	DEPRECIATION				NET BLOCK	
							BEFORE 30.09.2020	AFTER 30.09.2020	DEDUCTION ON A/C OF SALE	TOTAL Up To 31.03.2022	AS ON 31.03.2022	AS ON 31.03.2021
College Building	10%	2,52,29,605.36	1,39,65,823.27	898795	504499	4,05,98,722.63	41,00,418.38	0	0	41,00,418.38	3,64,98,304.25	2,52,29,605.36
(A)		2,52,29,605.36	1,39,65,823.27	8,98,795.00	5,04,499.00	4,05,98,722.63	41,00,418.38	0	0	41,00,418.38	3,64,98,304.25	2,52,29,605.36

1 non Dnoble → 1403294/-
 m Dnoble → 2624734/-

4028068/-

For S. S. Goenka & Associates

S. S. Goenka
 Proprietor



LIONS CLUB OF MALAD BORIWALI COLLEGE CHARITY TRUST
PRAHLADRAI DALMIA LIONS COLLEGE OF COMMERCE AND ECONOMICS
Movable Properties-Schedule B

Balance As On 31.03.2022

PARTICULARS	RATE OF DEPRICIATION	AS ON 01.04.2020	ADDITION BEFORE 30.09.2020	ADDITION AFTER 30.09.2020	TOTAL AS ON 31.03.2020	DEPRECIATION				NET BLOCK	
						BEFORE 30.09.2020	AFTER 30.09.2020	DEDUCTION ON A/C OF SALE	TOTAL Up To 31.03.2021	AS ON 31.03.2021	AS ON 31.03.2020
Library Books	100%	18,499.00			18,499.00	18,499.00		-	18,499.00	-	18,499.00
Computer Equipment	40%	4,965.11			4,965.11	1,986.05		-	1,986.05	2,979.06	4,965.11
Computer	40%	4,02,413.05	1,15,286.00		5,17,699.05	2,07,079.62		-	2,07,079.62	3,10,619.43	4,02,413.05
Air Conditioner	15%	10,15,142.84			10,15,142.84	1,52,271.41		-	1,52,271.41	8,62,871.43	10,15,142.84
Furniture & Fixtures	10%	32,29,818.70	14,43,613.00	71,995.00	47,45,426.70	4,20,593.71		-	4,20,593.71	43,24,832.99	32,29,818.70
Office Equipment	15%	7,26,825.03	9,374.00	7,80,956.00	15,17,155.03	1,53,579.71		-	1,53,579.71	13,63,575.32	7,26,825.03
Printer	40%	93,427.56			93,427.56	37,371.01		-	37,371.01	56,056.55	93,427.56
Projector	15%	94,846.07			94,846.07	12,312.86		-	12,312.86	82,533.21	94,846.07
Scanner	60%	0.05			0.05	0.03		-	0.03	0.02	0.05
Xerox Machine	15%	71,553.87	92,040.00		1,63,593.87	24,539.08		-	24,539.08	1,39,054.79	71,553.87
Water Cooler	15%	1,676.75			1,676.75	251.51		-	251.51	1,425.24	1,676.75
Water Pump	15%	4.08			4.08	0.61		-	0.61	3.47	4.08
Amplifier	15%	8,691.80			8,691.80	1,303.77		-	1,303.77	7,388.03	8,691.80
Laptop	40%	622.08			622.08	248.83		-	248.83	373.25	622.08



Projector Screen	15%	4,273.61				4,273.61	2,555.09			-	2,555.09	1,718.52	4,273.61
Computer Software	60%	3,17,093.27	1,07,380.00	4,130.00	4,28,603.27	2,55,922.97	1,725.77	-	2,55,922.97	1,72,680.30	9,779.35	3,17,093.27	
Exam Copy Writer	15%	11,505.12			11,505.12	1,725.77	93.17	-	1,725.77	527.97		11,505.12	
Colour TV	15%	621.14			621.14	93.17		-	93.17			621.14	
Black Board	15%	2,689.50			2,689.50	403.43		-	403.43	2,286.07		2,689.50	
(A)		60,04,668.63	17,67,693.00	8,57,081.00	86,29,442.63	12,90,737.63	0.00	0.00	12,90,737.63	73,38,705.00		60,04,668.63	

For S. S. Goenka & Associates

