

The Annual Quality Assurance Report (AQAR) of the IQAC

2014-15 Part – A

1. Details of the Institution

1.1 Name of the Institution

Prahladrai Dalmia Lions College of Commerce & Economics

1.2 Address Line 1

Sunder Nagar , Off S.V.Road

Address Line 2

Malad(W)

City/Town

Mumbai

State

Maharashtra

Pin Code

400 064

Institution e-mail address

dalmialionscollege@gmail.com

Contact Nos.

02228725792

Name of the Head of the Institution:

Dr. N.N.Pandey

Tel. No. with STD Code:

R: 022- 28769428

Mobile:

9820518042

Name of the IQAC Co-ordinator:

Ms. S.A.Mandavawalla

Mobile:

9892398615

IQAC e-mail address:

iqacpdl@yahoo.com

1.3 NAAC Track ID (For ex. MHCOGN 18879)

1.4 NAAC Executive Committee No. & Date:

1.5 Website address:

Web-link of the AQAR:

1.6 Accreditation Details

Sr. No.	Cycle	Grade	% / CGPA	Year of Accreditation	Validity Period
1	1st Cycle	B	73%	2004-2005	2004-2009
2	2nd Cycle	B	2.56	2013-2014	2013-2018

1.7 Date of Establishment of IQAC : DD/MM/YYYY

1.8 AQAR for the year (for example 2010-11)

1.9 Details of the previous year's AQAR submitted to NAAC after the latest Assessment and Accreditation by NAAC ((for example AQAR 2010-11 submitted to NAAC on 12-10-2011))

AQAR 2013-14 submitted to NAAC on 30-01-2015

1.10 Institutional Status

University State ☒ Central ☐ Deemed ☐ Private ☐

Affiliated College Yes ☒ No ☐

Constituent College Yes ☐ No ☒

Autonomous college of UGC Yes ☐ No ☒

Regulatory Agency approved Institution Yes ☒ No ☐

(eg. AICTE, BCI, MCI, PCI, NCI)

Type of Institution Co-education ☒ Men ☐ Women ☐

Urban ☒ Rural ☐ Tribal ☐

Financial Status Grant-in-aid ☐ UGC 2(f) ☒ UGC 12B ☒

Grant-in-aid + Self Financing Totally Self-financing ☐

1.11 Type of Faculty/Programme

Arts ☐ Science ☐ Commerce ☒ Law ☐ PEI (Phys Edu) ☐

TEI (Edu) ☐ Engineering ☐ Health Science ☐ Management ☐

Others (Specify)

B.Sc.(IT)

1.12 Name of the Affiliating University (*for the Colleges*)

1.13 Special status conferred by Central/ State Government--

Mumbai University

Particulars	Status
Autonomy by State/Central Govt. / University	Not Available
University with Potential for Excellence	Not Available
UGC-CPE	Not Available
DST Star Scheme	Not Available
UGC-CE	Not Available
UGC-Special Assistance Programme	Not Available
DST-FIST	Not Available
UGC-Innovative PG programmes	Not Available
UGC-COP Programmes	Not Available
Any other (<i>Specify</i>)	Not Available

2. IQAC Composition and Activities

Sr. No.	Detail of members	Number
2.1	No. of Teachers	9
2.2	No. of Administrative/Technical staff	2
2.3	No. of students	1
2.4	No. of Management representatives	2
2.5	No. of Alumni	1
2.6	No. of any other stakeholder and community representatives	0
2.7	No. of Employers/ Industrialists	0
2.8	No. of other External Experts	2
2.9	Total No. of members	17
2.10	No. of IQAC meetings held	2
2.11	No. of meetings with various stakeholders	8
	Faculty	2
	Non-Teaching Staff Students	2
	Alumni	2
	Others	2

2.12	Has IQAC received any funding from UGC during the year? If yes, mention the amount	Yes Rs. 3, 00,000 dated 26/5/2014, letter no. F.3-1/2006 (Accounts/WRO)
2.13	Seminars and Conferences (only quality related)	National Level – Seminar -01
	Themes	Revised IQAC format and Documentation
2.14	Significant Activities and contributions made by IQAC	1) Community projects were initiated 2) A National level seminar by IQAC 3) Academic Audit 4) Training for In house software to non teaching staff

2.15 Plan of Action by IQAC/Outcome

The plan of action chalked out by the IQAC in the beginning of the year towards quality enhancement and the outcome achieved by the end of the year *

Plan of Action	Achievements
Organising UGC sponsored Seminars by IQAC	Conducted UGC sponsored seminar on “Revised IQAC format and Documentation” on 19 th and 20 th Sept 2014
Processing of CAS	Verified the documents and forwarded to authority for further action
Non-Teaching staff	Training on in house software
Organising UGC sponsored Seminars and workshops by departments	1) Conducted workshop on new paper pattern of Computer systems & Applications (TYBCOM) organised by Mathematics department on 9 th Aug. 2014 2) Conducted UGC sponsored seminar on “ <i>Arthic Vicharo ke Itihaas mein Bhishma Pitamah ki Prasangikta</i> ” by Hindi Sahitya Parishad on 4 th Oct 2014 3) Conducted UGC sponsored seminar organised by Commerce & Economics departments on “ Bottom of pyramid” on 20 th and 21 st Feb 2015

* Academic Calendar of the year in Annexure I

2.15 Whether the AQAR was placed in statutory body Yes ☒ No ☐

Management ☒ Syndicate ☐ Any other body ☐

Provide the details of the action taken

Suggestions made by management were incorporated

Criterion – I Curricular Aspects

1.1 Details about Academic Programmes

Level of the Programme	Number of existing Programmes Aided	Number of programmes added during the year	Number of self-financing programmes	Number of value added / Career Oriented programmes
Ph.D.	--	--	--	--
PG		--	02	--
UG	01	--	06	--
PG Diploma	--	--	--	--
Advanced Diploma	--	--	--	--
Diploma	--	--	--	--
Certificate	--	--	--	--
Others	--	--	--	--
Total	01	--	08	--
Interdisciplinary	--	--	--	--
Innovative	--	--	--	--

1.2 (i) Flexibility of the Curriculum: Elective option (Computer Systems & Applications and Export Management at TYBCOM, Advertising and Journalism at TY BMM

(ii) Pattern of programmes:

Pattern	Number of programmes
Semester	09*
Trimester	----
Annual	----

* M.Com -Accountancy and M.Com-Management taken separately

1.3 Feedback from stakeholders* Alumni ☒ Parents ☐ Employers ☐ Students ☒
(On all aspects)

Mode of feedback : Online ☐ Manual ☒ Co-operating schools (for PEI) ☐

**Analysis of the feedback in the Annexure:2*

1.4 Whether there is any revision/update of regulation or syllabi, if yes, mention their salient aspects.

Revision of syllabus in Management Accounting, Auditing and Costing

1.5 Any new Department/Centre introduced during the year. If yes, give details.

NA

Criterion – II Teaching, Learning and Evaluation

2.1 Total No. of permanent faculty	Total	Asst. Professors	Associate Professors	Professors	Others
	19	13	08	-	-

2.2 No. of permanent faculty with Ph.D. 05

2.3 No. of Faculty Positions Recruited (R) and Vacant (V) during the year	Asst. Professors		Associate Professors		Professors		Others		Total	
	R	V	R	V	R	V	R	V	R	V
	15	03	08	-	-	-	-	-		

2.4 No. of Guest and Visiting faculty and Temporary faculty 05 31 12

2.5 Faculty participation in conferences and symposia:

No. of Faculty	International level	National level	State level
Attended	12	12	01
Presented papers	11	11	
Resource Persons	-	-	01

2.6 Innovative processes adopted by the institution in Teaching and Learning:

Use of ICT, role play, group discussion, case studies, live projects.

2.7 Total No. of actual teaching days during this academic year 183

2.8 Examination/ Evaluation Reforms initiated by the Institution (for example: Open Book Examination, Bar Coding, Double Valuation, Photocopy, Online Multiple Choice Questions)

Photocopy is made available according to University guidelines, Masking of answer sheets

2.9 No. of faculty members involved in curriculum Restructuring /revision /syllabus development as member of Board of Study/Faculty/Curriculum Development workshop 00 00 00

2.10 Average percentage of attendance of students 75 %

2.11 Course/Programme wise distribution of pass percentage

Title of the Programme	Total no. of students appeared	GRADE						
		O	A	B	C	D	E	F
BCom	620	81	134	161	140	49	1	54
BMS	169	0	17	56	1	0	0	92
BAF	58	1	46	8	2	0	0	1
BBI	09	0	3	1	0	0	5	0
BFM	05	5	0	0	3	0	0	2
BMM	16	0	0	6	7	1	0	2
MCOM(A/C)	76	0	41	16	2	0	0	17
MCOM(MGMT)	50	1	25	11	1	0	0	12

2.12 How does IQAC Contribute/Monitor/Evaluate the Teaching & Learning processes:

IQAC contributes to the teaching-learning process in the following ways:

- Preparation of Academic calendar in the beginning of the academic year
- Ensuring preparation of teaching plan including tutorials and practical by each department in aided and unaided sections and monitoring the same by regular meetings of departments and coordinators
- Enriching the curriculum through exposure of students by guest lectures and industrial visits
- Encouraging the faculty to use ICT in teaching wherever possible

2.13 Initiatives undertaken towards faculty development

<i>Faculty / Staff Development Programmes</i>	<i>Number of faculty benefitted</i>
Refresher courses	02
UGC – Faculty Improvement Programme	-
HRD programmes	-
Orientation programmes	02
Faculty exchange programme	-
Staff training conducted by the university	02
Staff training conducted by other institutions	02
Summer / Winter schools, Workshops, etc.	00
Others	02

2.14 Details of Administrative and Technical staff

Category	Number of Permanent Employees	Number of Vacant Positions	Number of permanent positions filled during the Year	Number of positions filled temporarily
Administrative Staff	26	12	-	26
Technical Staff	01	-	-	01

Criterion – III Research, Consultancy and Extension

3.1 Initiatives of the IQAC in Sensitizing/Promoting Research Climate in the institution

- Planning of seminars & guest lectures on resource related matters
- Earmarking Funds for research

3.2 Details regarding major projects

	Completed	Ongoing	Sanctioned	Submitted
Number	--	--	--	--
Outlay in Rs. Lakhs	--	--	---	--

3.3 Details regarding minor projects

	Completed	Ongoing	Sanctioned	Submitted
Number	--	--	--	--
Outlay in Rs. Lakhs	--	--	--	--

3.4 Details on research publications

	International	National	Others
Peer Review Journals	02	--	--
Non-Peer Review Journals	--	--	--
e-Journals	--	--	--
Conference proceedings	02	01	--

3.5 Details on Impact factor of publications:

Range Average h-index Nos. in SCOPUS

3.6 Research funds sanctioned and received from various funding agencies, industry and other organisations

Nature of the Project	Duration Year	Name of the funding Agency	Total grant sanctioned	Received
Major projects	--	--	--	--
Minor Projects	--	--	--	--
Interdisciplinary Projects	--	--	--	--
Industry sponsored	--	--	--	--
Projects sponsored by the University/ College	--	--	1,15,000	72,000
Students research projects (other than compulsory by the University)	--	--	--	--
Any other(Specify)	--	--	--	--
Total	--	--	1,15,000	72,000

3.7 No. of books published i) With ISBN No. Chapters in Edited Books

ii) Without ISBN No.

3.8 No. of University Departments receiving funds from

UGC-SAP CAS DST-FIST
DPE DBT Scheme/funds

3.9 For colleges Autonomy CPE DBT Star Scheme
INSPIRE CE Any Other (specify)

3.10 Revenue generated through consultancy

3.11 No. of conferences

organized by the Institution

Level	International	National	State	University	College
Number	--	02	--	--	--
Sponsoring agencies	--	UGC	--	--	--

3.12 No. of faculty served as experts, chairpersons or resource persons

3.13 No. of collaborations International National Any other

3.14 No. of linkages created during this year

3.15 Total budget for research for current year in lakhs :

From Funding agency From Management of University/College
Total

3.16 No. of patents received this year.

Type of Patent		Number
National	Applied	--
	Granted	--
International	Applied	--
	Granted	--
Commercialised	Applied	--
	Granted	--

3.17 No. of research awards/ recognitions received by faculty and research fellows
Of the institute in the year

Total	International	National	State	University	Dist	College
--	--	--	--	--	--	--

3.18 No. of faculty from the Institution who are Ph. D. Guides and Students registered under them

3.19 No. of Ph.D. awarded by faculty from the Institution

3.20 No. of Research scholars receiving the Fellowships (Newly enrolled + existing ones)

JRF SRF Project Fellows Any other

3.21 No. of students Participated in NSS events:

University level State level National level International level

3.22 No. of students participated in NCC events:

University level State level National level International level

3.23 No. of Awards won in NSS:

University level State level National level International level

3.24 No. of Awards won in NCC:

University level State level National level International level

Annexure 4 –a

3.25 No. of Extension activities organized

University forum College forum NCC NSS

Any other DLLE **Annexure 4 – b**

3.26 Major Activities during the year in the sphere of extension activities and Institutional Social Responsibility

- Distribution of blanket in Ashramshala, notebooks, health check up at Ashramshal in Vikramgad
- Conducting Socio-economic survey by DLLE.
- Mega Health Check up, eye check-up, distribution of spectacles, anaj daan for slum residents.

Criterion – IV Infrastructure and Learning Resources

4.1 Details of increase in infrastructure facilities:

Facilities	Existing	Newly created	Source of Fund	Total
Campus area	5,787 sq. mts	--	--	5,787 sq. mts
Class rooms	34	--	Mgmt.	
Laboratories		02	Mgmt	02
Seminar Halls	01	-	Mgmt	01
No. of important equipments purchased (\geq 1-0 lakh) during the current year.	01	-	UGC	01
Value of the equipment purchased during the year (Rs. in Lakhs)	Rs.4.55 Lakh	Rs. 10.85	Mgmt	Rs.15.40
Others	-	-	-	-

4.2 Computerization of administration and library

An In-house software called CCMS (Centralised College Management System) from Master's Software company was installed with 7 modules of which following modules for administrative and Library were adopted

- Library
- Store
- Examination
- Attendance

Annexure:3

4.3 Library services:

	Existing		Newly Added		Total	
	No.	Value	No.	Value	No.	Value
Text Books	11150	Rs.4049672.57	1508	512742	12658	Rs.4562414.57
Reference Books	19266	Combined value of Books and Journals	436	Combined value of Books and Journals	19702	Combined value of Books and Journals
e-Books	41	Rs.15263/-	-	-	41	Rs.15263/-
Journals	44	-	-	-	44	-
e-Journals	N-list subscription	Rs.5000/- +BCL- Rs.10000/-	-	-	-	Rs.15000/-
Digital Database	-	-	-	-	-	-
CD & Video	738	Rs.11980/-	41		779	Rs.11980/-
Others (specify)	-	-		-	-	-

4.4 Technology up gradation (overall)

	Total Computers	Computer Labs	Internet	Browsing Centres	Computer Centres	Office	Depart-ments	Others
Existing	151	01+ Language lab	150	09 in library		17	-	06-IQAC, NSS DLLE, exam room, cultural, self finance
Added	-	-	--	--	-	-	--	-
Total	151	01	150	09	-	17	-	06

4.5 Computer, Internet access, training to teachers and students and any other programme for technology Up gradation (Networking, e-Governance etc.)

- 1) Up-gradation to 2 mbps cable network
 - 2) Exhibition was organised on ‘ IT and Electronics Exhibition’ in which following themes were put to display for students
 - i) Circuits on Gesture controlled car
 - ii) Remote control car
 - iii) Ultra sonic distance indicator
 - iv) Water boat
 - v) Radio
 - vi) Intercom
 - vii) Laser security system
 - viii) Power point presentation on ‘Notify Social Network’
 - ix) Library Management System
 - x) E-commerce power point presentation on ‘Embedded system like AC, lockitron ACC’
 - 3) The modules of CCMS for academic purpose were as follows
 - i) Academic
 - ii) Training and Placement
 - iii) Examination
 - iv) ITLE
- Teachers were given training in above modules. The annexure is attached for training imparted (**Annexure 3**)

4.6 Amount spent on maintenance in lakhs :

	Details	Rs. In Lakhs
i)	ICT	Rs. 8.83
ii)	Campus Infrastructure and facilities	Rs. 0.14
iii)	Equipments	Rs. 0.55
iv)	Others	Rs.0 .23
	Total	Rs. 9.75

Criterion – V . Student Support and Progression

5.1 Contribution of IQAC in enhancing awareness about Student Support Services

- Anti ragging rules publicised and zero tolerance for such incidents on campus
- Grievance redressal mechanism in place
- Scholarship for students from institution
- Freeship and instalment facilities for payment of fees

5.2 Efforts made by the institution for tracking the progression

- Result analysis after and before remedial and intensive coaching
- Introduction of add-on and value added courses
- Feedback and evaluation before and after industrial visits

5.3 (a) Total Number of students

UG	PG	Ph. D.	Others
3467	241	-	-

No	%
2297	61.94

Women

No	%
1411	38.05

Last Year						This Year					
General	SC	ST	OBC	Physically Challenged	Total	General	SC	ST	OBC	Physically Challenged	Total
3238	17	02	47	0	3304	2984	27	05	124	0	3140

Demand ratio 1:2

Dropout: 0.06 %

(b) No. of students outside the state

17

(c) No. of international students

--

Men

No	%
-	-

Women

No	%
-	-

5.4 Details of student support mechanism for coaching for competitive examinations (If any)

Nil

No. of students beneficiaries

NA

5.5 No. of students qualified in these examinations

NET	0	SET/SLET	0	GATE	NA	CAT	0
IAS/IPS etc	0	State PSC	0	UPSC	0	Others	0

5.6 Details of student counselling and career guidance

Sr.No.	Date	Company Name	No. of students
1	19-6-2014	Flipkart	101
2	30-7-2014	Flying Aviation	114
3	19-11-2014	Loreal India	115

No. of students benefitted: 330

5.7 Details of campus placement

<i>On campus</i>			<i>Off Campus</i>
Number of Organizations Visited	Number of Students Participated	Number of Students Placed	Number of Students Placed
12+10 (Job Fair)	390	67	-

5.8 Details of gender sensitization programmes

Women Development Cell organised following programs during the year 2014-15

- Dowry being the most prevalent ill in Indian Society, there is an urgent need to eradicate this practice to achieve equality between men and women. A guest lecture on “Anti-Dowry” was organized on 4th December 2015 by Ms. Asha Kulkarni, the General Secretary of the Anti-Dowry Organisation working for upliftment of women in particular. The resource person emphasized on need to create the public awareness about the evils of dowry system by holding public meetings, seminars, documentary films etc
- On 11th Dec 2015, a talk on “Prevention of sexual harassment” was held which was followed by a discussion on how to protect oneself in such situation. Mr. Ram, a martial art expert demonstrated how self defence techniques.
- The students of Department of LifeLong Learning and Extension (DLLE) undertook Survey to ascertain socio-economic status of women in the society. One hundred and fifty number of students participated in the survey. Each student surveyed 25 women in the age group of 20 to 45 years. Students were instrumental in also creating awareness about women related policies framed by GoI. This step played a pivotal role in the process of mainstreaming the marginalized sections of the society.

Students of DLLE also performed street plays on Gender Parity/ Equality as a step towards fostering the goal of gender sensitivity

5.9 Students Activities

5.9.1 No. of students participated in Sports, Games and other events

State/ University level National level International level

No. of students participated in cultural events

State/ University level National level International level

5.9.2 No. of medals /awards won by students in Sports, Games and other events

Sports: State/ University level	<input type="text" value="8"/>	National level	<input type="text" value="1"/>	International level	<input type="text" value="--"/>
Cultural: State/ University level	<input type="text" value="01"/>	National level	<input type="text" value="--"/>	International level	<input type="text" value="--"/>

5.10 Scholarships and Financial Support

	Number of students	Amount
Financial support from institution	8	Rs.25,415
Financial support from government	38	Rs.1,95,000
Financial support from other sources	-	-
Number of students who received International/ National recognitions	-	-

5.11 Student organised / initiatives

Fairs : State/ University level	<input type="text" value="0"/>	National level	<input type="text" value="0"/>	International level	<input type="text" value="0"/>
Exhibition: State/ University level	<input type="text" value="0"/>	National level	<input type="text" value="0"/>	International level	<input type="text" value="0"/>

5.12 No. of social initiatives undertaken by the students

5.13 Major grievances of students (if any) redressed: Nil

CRITERION –VI Governance, Leadership and Management

6.1 State the vision & mission of the institution

Vision

‘To groom the students as icons of tomorrow, potentially contributing to commerce, trade and industry; progress and development of society, keeping in mind, at the same time, the ethical values of humanity and social responsibility.’

Mission

‘Providing quality commerce education, using innovative teaching methods and ensuring holistic development of students, who will serve society through value based business practices.’

6.2 Does the institution has a management information system YES

6.3 Quality improvement strategies adopted by the institution for each of the following:

6.3.1 Curriculum Development

The institution follows the curriculum as prescribed by the University of Mumbai

6.3.2 Teaching and Learning

- Efforts to implement IQAC recommendations.
- Departmental and other meetings for academic planning.
- Meetings by various committees such as Examination Committee, Time-table Committee etc.
- Staff meetings by the Principal.

- Parents meeting for issues such as attendance and performance of their wards in the examination.
- Quarterly meetings of Internal Quality Assurance Cell.
- Research committee encourages the staff to undertake minor and major research projects.
- Involvement of administrative staff in implementation of decisions of various committees.

6.3.3 Examination and Evaluation

- With the in house software in place we are able to declare our results within 25 days.
- Question papers are coded and printed in-house to maintain confidentiality.
- Answer papers are masked.
- Teachers submit the manuscript in the computerized form.

6.3.4 Research and Development

- Meetings of Research Cell.
- Motivation for minor and major research.
- Four faculty members have undertaken minor research projects.
- Encouraging students to identify projects based on their experience of Industrial Visits.
- Teachers are encouraged to participate in workshops, seminars and symposiums.

6.3.5 Library, ICT and physical infrastructure /instrumentation

- We have a well stocked library
- We have a spacious lab
- We have a well-equipped gymnasium
- State- of art auditorium

6.3.6 Human Resource Management

- The institution has adopted a self-appraisal method to evaluate the performance of the faculty in teaching, research and extension programmes.
- At the end of the academic year every teacher submits a self-appraisal report. The report gives an account of teacher's self-evaluation of the academic, co-curricular and extra-curricular work done during that year. It also includes the papers presented at conferences, seminars, refresher courses and orientation programmes attended by each teacher.
- The individual annual appraisal report filled by each teacher is evaluated by the Head of the respective Department and then forwarded to the Principal.
- The institution uses the evaluation method to enhance teaching and research skills of the faculty.
- Due recognition to the performance of the faculty is given by the Management and Principal.
- Evaluation of teachers by the students has also been implemented

6.3.7 Faculty and staff recruitment

Recruitment of both faculty and staff is done as per the procedure laid down by the University of Mumbai.

6.3.8 Industry interaction /collaboration

- Industrial visits.
- Inviting experts from the industry as guest teachers.
- Students' project.
- Industry Orientation Projects.
- Inviting Alumnus from industry.

6.3.9 Admission of students

The college follows all the norms prescribed by the University of Mumbai while admitting the students.

6.4 Welfare schemes for teaching, non-teaching & students

- Fee concessions to students in need.
- Financial support for employees with prolonged illness.
- Fee-concession and preference in admission to kith and kin of employees.
- Employment on compassionate ground in deserving cases.
-

6.5 Total corpus fund generated: Rs. 31, 96,298 (TRUST FUND)

6.6 Whether annual financial audit has been done

The last external audit was done in the year 2010-11

The last internal audit is done upto the financial year 2013-14.

6.7 Whether Academic and Administrative Audit (AAA) has been done?

- Appointment of internal and external auditors by the Governing Council of the college.
- Annual auditing is mandatory and the Draft Balance sheet is prepared on the last date of the financial year and audited subsequently.
- The audit queries are resolved immediately and thereafter the Balance sheet is approved in Governing Council Meeting.

Academic audit was conducted in the Academic year 2014-15. An external committee appointed by the university conducted the academic audit.

6.8 Does the university /Autonomous College declare results within 30 days?

For UG Programme– NO (WITHIN 45 DAYS)

For PG Programme- NO (WITHIN 45 DAYS)

6.9 What efforts are made by the University/Autonomous college for examination reforms?

Introduction of Semester system with CBGS by Mumbai University
--

6.10 What efforts are made by the university to promote autonomy in the affiliated/constituent colleges?

‘A’ grade colleges are encouraged to proceed for Autonomy

6.11 Activities and support from the Alumni Association

Assistance in organisation of NSS camp , Dalmia Lions Utsav and other college activities of the college

6.12 Activities and support from the Parent – Teacher Association

Meetings with the parents are organised to inform them about the academic progress of their wards.

6.13 Development programmes for support staff

- Training to office staff regarding new software purchased by college.
- Recreation activities are undertaken.

6.14 Initiatives taken by the institution to make the campus eco-friendly

- Rain water harvesting.
- Tree plantation.
- Less Usage of water.

Criterion – VII Innovations and Best Practices

7.1 Innovations introduced during this academic year which have created a positive impact on the functioning of the institution. Give details.

Student Employment Enrichment Development program

- It was introduced in 2014-15 with a vision to empower, encourage and inspire by being the epicentre of development. In order to promote employability of students, various training programs were introduced. Personality development, industrial visits etc programs were concluded with a view to increase self confidence and inculcate leadership and management qualities. Industrial visits were organised to increase the awareness about the industrial environment

This initiative resulted in increase of placements

- The Dalmia Lions Utsav was organised theme ‘Restoration of paradise (Lost)’ for the flood ravaged people of Kashmir. A portion of the proceeds of the festival Rs. 27,000 was donated to SEVA SAHYOG Foundation which is an NGO that works for flood ravaged people of Kashmir

7.2 Provide the Action Taken Report (ATR) based on the plan of action decided upon at the beginning of the year

- Student Employment Enrichment Development was introduced
- MIS software installed to integrate all wings of the institution for proper data processing

7.3 Give two Best Practices of the institution (*please see the format in the NAAC Self-study Manuals*)

Community Project,

Free browsing unit – Library (Internet access facility)

Annexure 5

7.4 Contribution to environmental awareness / protection

Talks, live projects and poster competitions

7.5 Whether environmental audit was conducted? Yes ☐ No ☒

7.6 Any other relevant information the institution wishes to add. (For example SWOT Analysis) ☐

8. Plans of institution for next year

- On line collection of feedback from the students
- Demarcating new theme for IQAC
- Applying for new courses affiliated to University of Mumbai

Name Ms. S.A. Mandavavalla

Name Prin. Dr. N.N. Pandey

Signature of the

Coordinator, IQAC

SAM

Signature of the

Chairperson, IQAC

N.N.P.

PRINCIPAL

**PRAHLADRAI DALMIA LIONS COLLEGE OF
COMMERCE AND ECONOMICS
SUNDER NAGAR, MALAD (W).
MUMBAI-400 064**

31 MAR 2016



ANNEXURE 1

Academic Calendar

Annexure 1 – Academic Calendar 2014-15

Academic Calendar 2014-15 (First Term)							
	SUN	MON	TUE	WED	THU	FRI	SAT
June	1	2	3	4	5	6	7
	8	9	10	11	12	13	14
	15	16	17	18	19	20	21
	22	23	24	25	26	27	28
	29	30					
July			1	2	3	4	5
	6	7	8	9	10	11	12
	13	14	15	16	17	18	19
	20	21	22	23	24	25	26
	27	28	29	30	31 W		
August						1 M	2
	3	4ATKT	5	6	7	8	9 Workshop/M
	10	11	12	13	14Exam-PrC	15 Azadi Cel	16
	17	18	19	20	21 PCT	22 PCT	23 PCT
	24	25	26	27	28	29	30
	31						
Sept		1	2	3	4	5 Teach Day	6
	7	8	9	10 Ind. Vis/ PCT	11	12 Blood Don	13
	14	15	16	17	18	19 Seminar	20 Seminar
	21	22	23	24 EXAM	25 EXAM	26 EXAM	27 EXAM
	28	29 EXAM	30 EXAM				
Oct				1 EXAM	2 XAM	3 EXAM	4 EXAM
	5	6 TY LECTURES & CAP	7 TY LECTURES & CAP	8 TY LECTURES & CAP	9 TY LECTURES & CAP	10 TY LECTURES & CAP	11 TY LECTURES & CAP
	12	13 TY Lec & CAP	14 TY Lec & CAPP	15 TY Lec & CAP	16 TY Lec & CAP	17 TY Lec & CAP	
		Teaching days			93		
		Examination					
First Term - 09th June to 17th October Both days							
Second Term - 10th November to 30th April inclusive							

First Term Events

Date	Event
31/7/14	Inauguration of Women's Development Cell
1/8/2014	Inauguration of Marwadi Association
4/8/14 to 25/8/14	ATKT Exam
9/8/2014	Mathematics Workshop
9/8/2014	Inauguration of Marathi Vangmay Association
14/8/14 to 23-8-14	ATKT Exam- Professional Courses
15/8/14	Azadi Celebration
21/8/14 to 23/8/14	Periodic Class Test(B.Com)
25/8/14 to 28/8/14	Periodic Class Test(Professional Courses)
22/8/14	Industrial Visit -BBI
28/8/14	Inauguration of Hindi Sahitya Parishad
5/9/2014	Teacher's Celebration
10/9/2014	Industrial Visit- BAF
10/9/14 to 12/9/14	Additional Periodic Class Test
12/9/2014	Blood Donation Drive
17/9/14	IPTA competition
14/9/14 to 19/9/14	Industrial Visit
19/9/14 to 20/9/14	IQAC seminar on " Revised format of IQAC and documentation"
22/9/14 to 24/9/14	Internal Examination- Professional Courses
24/9/14	SYBCOM SEM III Examination
3/10/14 to 11/10/14	FYCOM SEM I exam
4/10/14 to 13/10/14	Professional Courses Examination

Annexure 1 (Cont.)

Academic Calendar				2014-15 (SecondTerm)			
	SUN	MON	TUE	WED	THU	FRI	SAT
Nov							1
	2	3	4	5	6 TY Exam	7	8
	9	10	11	12	13	14	15
	16	17	18	19	20	21 Sp. Day	22
	23	24	25	26	27	28	29
	30						
Dec		1	2	3	4	5	6
	7	8	9	10 Khel Mah	11	12	13
	14	15 TY CAP	16	17 PT Meeting	18	19	20
	21	22 Lions Uts	23 Lions Uts	24 Ann Day	25	26	27
	28	29	30	31			
Jan					1	2	3
	4	5	6	7	8	9	10
	11	12	13	14	15	16	17
	18	19	20	21	22	23	24
	25	26	27	28	29	30	31
Feb	1	2	3	4	5	6	7
	8	9	10	11	12	13	14
	15	16	17	18	19	20	21
	22	23	24	25	26	27	28
Mar	1	2	3	4	5	6	7
	8	9	10	11	12	13	14
	15	16	17	18	19	20	21
	22	23	24	25	26	27	28
	29	30	31				
Apr				1	2	3	4
	5	6	7	8	9	10	11
	12	13	14	15	16	17	18
	19	20	21	22	23	24	25
	26	27	28	29	30		
		Teaching days			Holidays		
		Examination					
	First Term - 09th June to 17th October Both days Second Term -3rd November to 30th April inclusive						95

Second Term – 2014-15

Date	Event
6/11/2014 to 13/11/14	TYBCOM Univ. Exam
9/11/14 to 18/11/14	Industrial Visit
21/11/14	Annual Sports' Day
15/12/14	TYBCOM CAP commencement
10/12/14 to 11/12/14	Khel Mahotsav
11/12/2014	WDC orientation programme
17/12/14	Parent Teacher meeting
22/12/14 to 23/12/14	Dalmia Lions Utsav
24/12/14	College Annual Day
25/12/14 to 1/1/15	Christmas break
March-18 onwards	Examinations and Correction of papers
Teaching days-93+90=183	

ANNEXURE 2

Feedback analysis

Format of Feedback collection from students

PRAHLADRAI DALMIA COLLEGE OF COMMERCE & ECONOMICS

Sunder Nagar, Malad (West), Mumbai – 400 064. Year: 2014 – 2015

Name of the Teacher:

Parameters	A Very Good	B Good	C Satisfactory	D Unsatisfactory
1. Knowledge base of the teacher (as perceived by you)				
2. Communication Skills (in terms of articulation and comprehensibility)				
3. Sincerity / Commitment of the teacher				
4. Interest generated by the teacher				
5. Ability to integrate course material with environment/other issues, to provide a broader perspective				
6. Ability to integrate content with other courses				
7. Accessibility of the teacher in and out of the class (includes availability of the teacher to motivate further study and discussion outside class)				
8. Ability to design quizzes /Tests /assignments / examinations and projects to evaluate students understanding of the course				
9. Provision of sufficient time for feedback				
10. Overall rating				

Please rate the teacher on the following attributes using the 4 -point scale shown

4.00	3.00	2.00	1.50	0.0
A	B	C	D	
↓	↓	↓	↓	
Very Good	Good	Satisfactory	Unsatisfactory	

Annexure 2**Feedback from Students 2014-15- B.Com (Aided)**

Sr. No.	Name of teacher	FYBCom	SYBCom	TYBCom
1	Dr. N.N.Pandey (Prin).	3.3	-	-
2.	Mr. S.V.Chandratre(Vice Principal)	2.85	3.2	3.3
3.	Ms. S.A.Mandavawalla	2.68	-	3.7
4.	CA D.M.Kadhi	2.9	-	3.1
5.	CA B.K.Patel	-	2.5	2.4
6.	Dr.S.S.Desai	2.67	-	2.4
7.	Ms.Sharada Gaitonde	3.155	3.6	3.1
8.	Mr.Kiran Mane	3.03	3.0125	3.7
9.	Mr.Shiva Padme	-	2.6	2.5
10.	Mr.Rajesh Ruke	2.903	-	-
11.	Ms.Madhvi Nigoskar	-	3.216	3.41
12.	Ms. Shami Nimgulkar Kamble	3.35	3.9	3.4
13.	Ms Emilia Noronha	3.075	-	-
14.	Mr Sachin Bansode	2.13	2.45	2.1
15.	Ms Subhashini Naikar	3.067	3.56	-
16.	Dr.J.P.Yadav	2.7	-	-
17.	Mr.Mahendra Pachadkar	-	3.4	-
18.	Dr.Sunita Tidke	2.269	2.22	2.4
19.	Ms.Divya Acharya	2.78	-	-
20.	Ms.Seema Shukla	3.17	3.48	-
21.	Ms.Bharti Tiwari	3.17	-	-
22.	Ms.Kirti Sigatia	3.16	-	3.1
23.	Ms.Mariyam Bhalla	3.35	-	-
24.	Dr.Rajesh Bombe	3.108	2.98	-
25.	Mr.Sandeep Gupta	3.33	-	3.45

Feedback from Students 2014-15- BMS (Aided)

Sr. No	Faculty Name	FYBMS	SYBMS	TYBMS
1	AADITY SHARMA	-	3.40	3.05
2	AARTI TOLIA	3.32	-	-
3	ANGIRA NARVEKAR	2.16	-	-
4	BHAVNA PATHARE	2.21	-	2.44
5	DILIP BHADEKA	-	3.13	2.41
6	JINAL LATHIA	2.43	-	-
7	KINNARI SINGH	-	3.29	2.08
8	LALITA SINGH	2.86	-	-
9	NAMRATA SINGH	3.19	-	-
10	NEHA SAUAIYA	-	-	2.40
11	PREETI YADAV	2.86	-	-
12	SACHIN VEDPATHAK	-	3.06	2.76
13	SAMEER	3.80	-	-
14	SANGEETA RAJ	3.05	-	-
15	SARITA NAIR	-	3.83	2.69
16	SHAKUNTALA YADAV	-	3.06	2.68
17	SHWETA KOSHTI	2.47	-	-
18	SINDHU MENON	-	3.41	3.45
19	SWATI JOSHI	3.20	-	-
20	TRUPTI SHAH	3.19	-	-
21	VIJAY PATEL	3.05	-	-
22	VIKRAM YADAV	-	-	2.48

Feedback from Students 2014-15- BFM

SR. NO	FACULTY NAME	FYBFM	SYBFM	TYBFM
1	AMITA SINGH	-	2.93	-
2	DARSHAK SATRA	-	3.03	3.13
3	DARSHAK SATRA	-	-	-
4	LALITA SINGH	3.07	3.1	-
5	LALITA SINGH	-	-	-
6	NAMRATA SINGH	-	-	3.63
7	NEHA SARVARIA		3	-
8	PIYUSH TIWARI	2.7	-	-
9	SACHIN VEDPATHAK	3	-	-
10	SACHIN VEDPATHAK	3.2	-	-
11	SANDEEP GUPTA	2.6	-	-
12	SANDEEP GUPTA	-	-	2.96
13	SANGEETA RAJ	-	-	2.98
14	SHILPA DHANUKA	-	-	3.13
15	SNEHA	-	2.7	-
16	SUJITDATTA	-	2.77	-
17	VIJAY PATEL	-	2.73	-
18	VIKRAM YADAV	-	-	4
19	YOGITA MAHIMKAR	2.9	-	-

Feedback from Students 2014-15- B.Sc.(IT)

Sr. No	Faculty Name	FYBSCIT	SYBSCIT
1	URVASHI MEHTA	2.06	2.1
2	SANDEEP GUPTA	3.51	3.43
3	RUCHITA VYAS	3.29	3.5
4	RAJESH GUPTA	2.68	3.2
5	PIYUSH TIWARI	3.54	3.73

Feedback from Students 2014-15- BBI

Sr. No	Faculty Name	FYBBI	SYBBI	TYBBI
1	AADITY SHARMA	-	-	3
2	AARTI TOLIA	-	3.2	-
3	AMITA SINGH	-	-	3.25
4	ARCHANA MAINKAR	2.7	-	-
5	DARSHAK SATRA	-	3.8	-
6	DILPI BHADEKA	-	-	3
7	KINJAL SHAH	-	-	3.3
8	KINNARIE SINGH	-	3.38	3.25
9	LALITA SINGH	2.37	3.33	-
10	LIPI BHATRACHARAYA	-	1.93	-
11	PIYUSH TIWARI	4	-	-
12	POONAM SHARMA	3.88	-	-
13	PRASSANNA CHOUDHARY	-	3.45	-
14	SACHIN VEDPATHAK	-	3.68	3.25
15	SANGEETA RAJ	-	2.88	2.3
16	SARITA NAIR	-	3.6	-
17	SHAKUNTALA YADAV	-	-	2.75
18	SHILPA DHANUKA	-	-	2.7
19	SMITA JOSHI	3.1	-	-
20	SUJIT DATTA	-	3.88	3.3
21	VANDANA BAJAJ	-	3.15	-
22	VIKRAMYADAV	-	-	3.2
23	YOGITA MAHIMKAR	3.74	-	-

Feedback from Students 2014-15- BMM

Sr No	Faculty Name	FY	SY
1	ADITI SHARMA	3.13	3.02
2	SHRUTI UPADHYAY	3.03	2.73
3	SHILPA DHANUKA	2.53	-
4	DEVENDRA PAI	3.37	3.23
5	SANGEETA RAJ	2.07	3.55
6	AMRITA SINGH	3.05	-
7	PANKTI SOMANI	-	3.63
8	APARAJITA	-	2.6

Course Feedback Form -1
Prahladrai Dalmia Lions College of Commerce and Economics
 Sunder Nagar, Malad (West), Mumbai – 400064.

Programme:

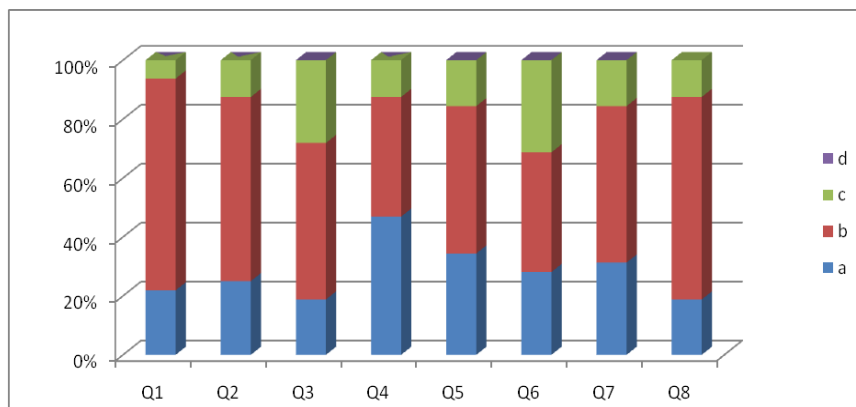
	Parameters	A Very Good	B Good	C Satisfactory	D Unsatisfactory
1	Depth of the course content including project work if any				
2	Extent of coverage of course				
3	Applicability/relevance to real life situations				
4	Learning value (in terms of knowledge, concepts, manual skills, analytical abilities and broadening perspectives)				
5	Clarity and relevance of textual reading material				
6	Relevance of additional source material (Library)				
7	Extent of effort required by students				
8	Overall rating				

Students are required to rate the courses on the following attributes using the 4 – point scale shown. The format given is for one course. Do the same for other courses on separate page.

3.00 to 4.00	2.00 to 3.00	1.5 to 2.00	0 to 1.50
A	B	C	D
↓	↓	↓	↓
Very Good	Good	Satisfactory	Unsatisfactory

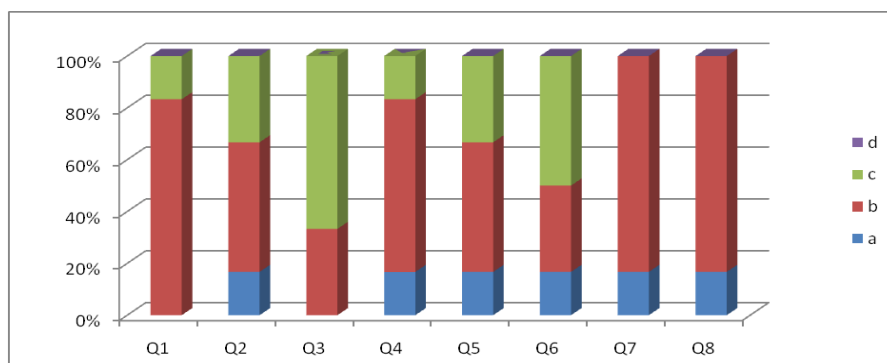
Course Feedback (B.Com) –Q1 –Q8 in %

	Q1	Q2	Q3	Q4	Q5	Q6	Q7	Q8
a	21.9	25	18.8	46.9	34.4	28.1	31.3	18.8
b	71.9	62.5	53.1	40.6	50	40.6	53.1	68.8
c	6.25	12.5	28.1	12.5	15.6	31.3	15.6	12.5
d	0	0	0	0	0	0	0	0



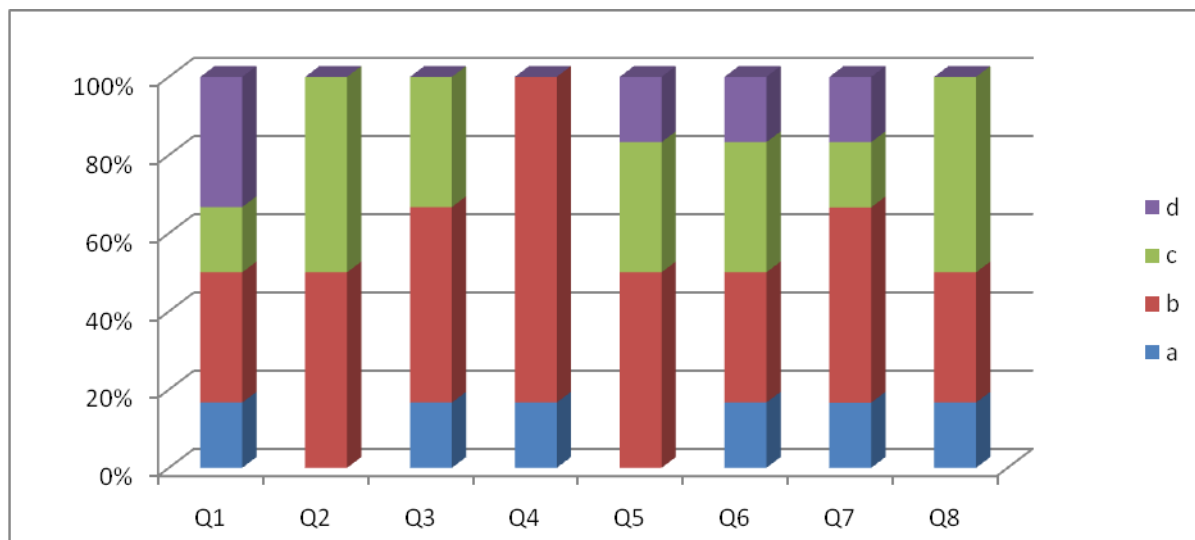
BAF (2014-15) , Q 1 to Q8 in %

	Q1	Q2	Q3	Q4	Q5	Q6	Q7	Q8
a	0	16.7	0	16.7	16.7	16.7	16.7	16.7
b	83.3	50	33.3	66.7	50	33.3	83.3	83.3
c	16.7	33.3	66.7	16.7	33.3	50	0	0
d	0	0	0	0	0	0	0	0



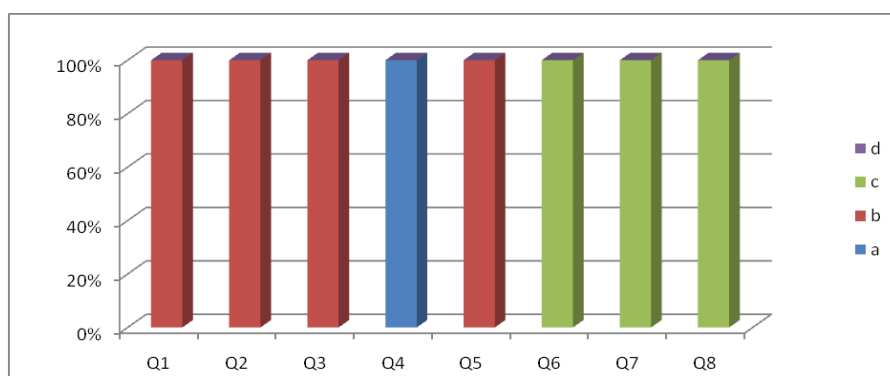
M.COM (2014-15) , Q 1to Q 8 in %

	Q1	Q2	Q3	Q4	Q5	Q6	Q7	Q8
a	16.7	0	16.7	16.7	0	16.7	16.7	16.7
b	33.3	50	50	83.3	50	33.3	50	33.3
c	16.7	50	33.3	0	33.3	33.3	16.7	50
d	33.3	0	0	0	16.7	16.7	16.7	0



BMS(2014-15) , Q 1-Q8 in%

	Q1	Q2	Q3	Q4	Q5	Q6	Q7	Q8
a	0	0	0	100	0	0	0	0
b	100	100	100	0	100	0	0	0
c	0	0	0	0	0	100	100	100
d	0	0	0	0	0	0	0	0



Course Feedback Form -2
Prahladrai Dalmia Lions College of Commerce and Economics
Sunder Nagar, Malad (West), Mumbai – 400064.

Format of Course feedback

Students' overall Evaluation of Programme and Teaching, (To be filled only after Results are out)

Department:

Course :

Teacher :

Year :

Your responses will be seen only after your results have been finalized and recorded.

The information will be used only for the improvement of the course and teaching in the future.

You need not disclose your name if you do not wish to.

You may tick off more than one answer to a question to the extent that it does not invalidate your response.

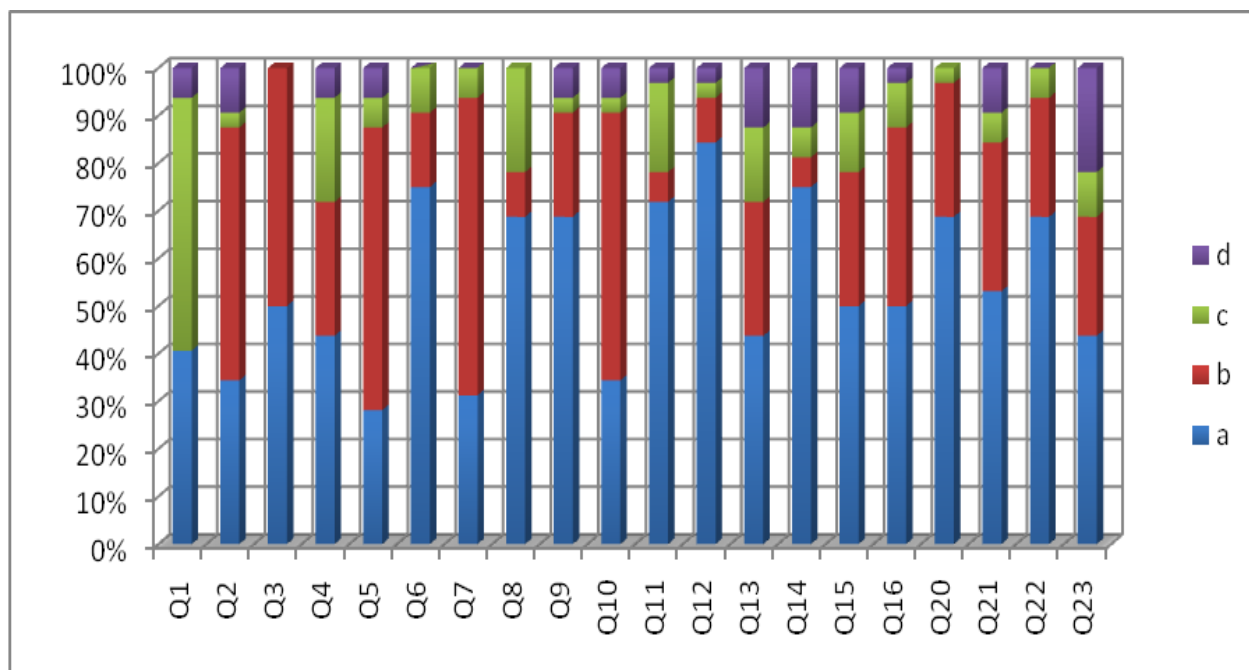
1. The syllabus was
 - a) Challenging
 - b) dull
 - c) Adequate
 - d) inadequate
2. Your background for benefiting from the course was
 - a) More than adequate
 - b) just adequate
 - c) Inadequate
 - d) cannot say
3. Was the course conceptually difficult to understand?
 - a) Easy
 - b) manageable
 - c) Difficult
 - d) very difficult
4. How much of the syllabus was covered in class?
 - a) 85 to 100%
 - b) 70 to 85%
 - c) 55 to 70%
 - d) less than 55%
5. What is your opinion about the library materials for the course?
 - a) Excellent
 - b) adequate
 - c) Inadequate
 - d) very poor
6. Were you able to get the prescribed readings?
 - a) Easily
 - b) with difficulty
 - c) not at all
 - d) with great difficulty
7. How well did the teacher prepare for the class?
 - a) Thoroughly
 - b) satisfactorily
 - c) poorly
 - d) indifferently
8. How well was the teacher able to communicate?
 - a) Effectively
 - b) invariably
 - c) Satisfactorily
 - d) badly
9. Did the teacher encourage the student participation in class?
 - a) Yes
 - b) attempted
 - c) not at all
 - d) sometimes
10. If yes, which of the following methods were used?
 - a) encouraged questions
 - b) discussion in class
 - c) Discussion outside class
 - d) discussion individually
11. How helpful was the teacher in advising?
 - a) Helpful
 - b) unhelpful
 - c) Sometimes helpful
 - d) sometimes unhelpful

12. Was the teacher
 - a) Courteous
 - b) rude
 - c) Indifferent
 - d) strict
13. Did the internal assessment work?
 - a) Fairly
 - b) regularly
 - c) Helpfully
 - d) cannot say
14. What effect do you think the internal assessment will have on your course grade?
 - a) Improve it
 - b) lower it
 - c) No effect
 - d) cannot say
15. How did the teacher provide the feedback on your performance?
 - a) Regularly/irregularly
 - b) in time/late
 - c) With helpful comments
 - d) without comments
16. Were your assignments discussed with you?
 - a) Yes, fully
 - b) yes, partly
 - c) No
 - d) sometimes
17. Were you provided with a course and a lecture outline at the beginning?
 - a) Yes
 - b) no
18. Was it helpful?
 - a) Yes
 - b) no
19. Was it followed?
 - a) Yes
 - b) no
20. Was there an opportunity for personal interaction with teachers?
 - a) Yes
 - b) to some extent
 - c) Nil
 - d) cannot say
21. Was there any opportunity for small group work?
 - a) Yes
 - b) to some extent
 - c) Nil
 - d) cannot say
22. Were outsider experts invited to address you?
 - a) Yes
 - b) rarely
 - c) None
 - d) frequently
23. Did you visit industries, laboratories, banks and outside Universities/
 - a) Yes, frequently
 - b) sometimes
 - c) No
 - d) Yes, rarely
24. If you have other comments to offer on the course and the instructor you may do so below or on a separate sheet.

I) Course Feedback (B.Com) –in %

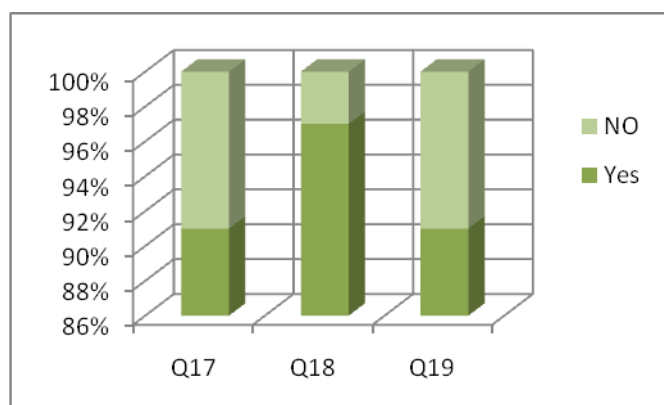
	Q1	Q2	Q3	Q4	Q5	Q6	Q7	Q8	Q9	Q10	Q11	Q12	Q13	Q14	Q15	Q16	Q20	Q21	Q22	Q23
a	40.6	34.4	50	43.8	28.1	75	31.3	68.8	68.8	34.4	71.9	84.4	43.8	75	50	50	68.8	53.1	68.8	43.8
b	0	53.1	50	28.1	59.4	15.6	62.5	9.38	21.9	56.3	6.25	9.38	28.1	6.25	28.1	37.5	28.1	31.3	25	25
c	53.1	3.13	0	21.9	6.25	9.38	6.25	21.9	3.13	3.13	18.8	3.13	15.6	6.25	12.5	9.38	3.13	6.25	6.25	9.38
d	6.25	9.38	0	6.25	6.25	0	0	0	6.25	6.25	3.13	3.13	12.5	12.5	9.38	3.13	0	9.38	0	21.9

B.Com (2014-15) , Q 1 to Q16, Q20 to Q23



B.Com (2014-15), Q 17 to Q18 in %

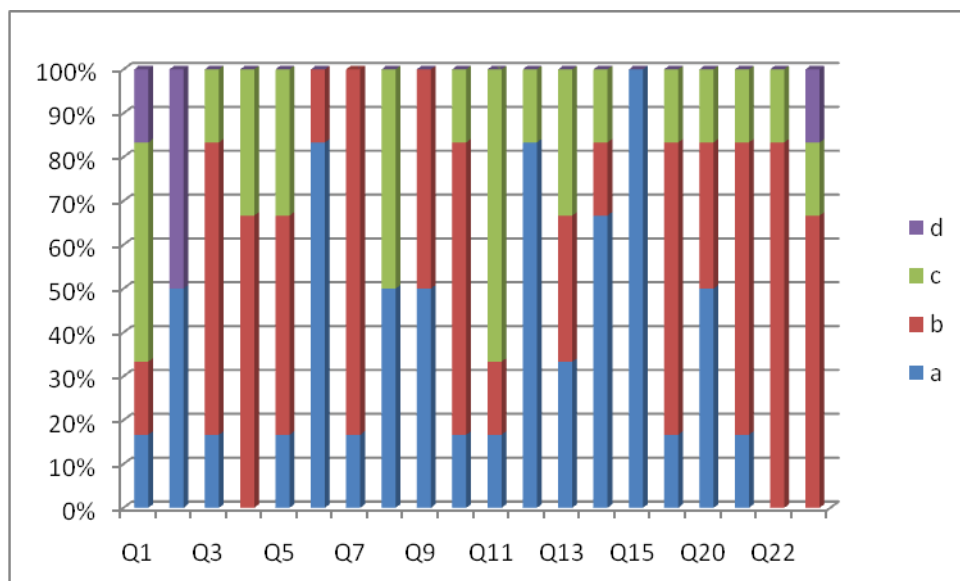
	Q17	Q18	Q19
Yes	91	97	91
NO	9	3	9



II) Course Feedback (BAF) –Q1 –Q16,Q20-Q23 in %

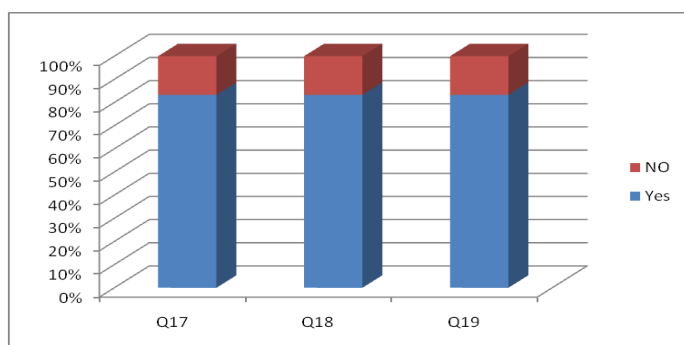
	Q1	Q2	Q3	Q4	Q5	Q6	Q7	Q8	Q9	Q10	Q11	Q12	Q13	Q14	Q15	Q16	Q20	Q21	Q22	Q23
a	16.7	50	16.7	0	16.7	83.3	16.7	50	50	16.7	16.7	83.3	33.3	66.7	100	16.7	50	16.7	0	0
b	16.7	0	66.7	66.7	50	16.7	83.3	0	50	66.7	16.7	0	33.3	16.7	0	66.7	33.3	66.7	83.3	66.7
c	50	0	16.7	33.3	33.3	0	0	50	0	16.7	66.7	16.7	33.3	16.7	0	16.7	16.7	16.7	16.7	16.7
d	16.7	50	0	0	0	0	0	0	0	0	0	0	0	0	0	0	0	0	0	16.7

T.Y.BAF



BAF Q17-Q19 in %

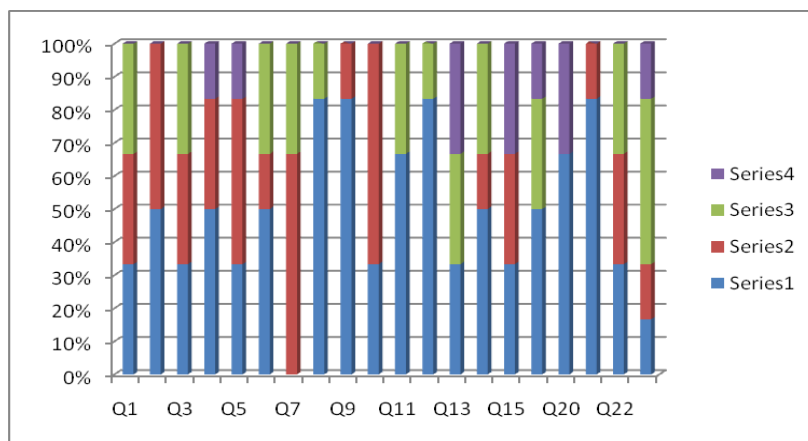
	Q17	Q18	Q19
Yes	83.3	83.3	83.3
NO	16.7	16.7	16.7



III) Course Feedback (M.Com)

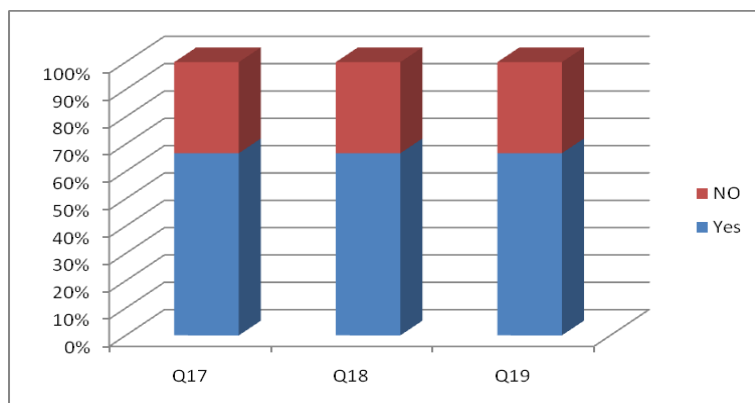
M.COM Q1 –Q16, Q20-Q23 in %

	Q1	Q2	Q3	Q4	Q5	Q6	Q7	Q8	Q9	Q10	Q11	Q12	Q13	Q14	Q15	Q16	Q20	Q21	Q22	Q23
a	33.3	50	33.3	50	33.3	50	0	83.3	83.3	33.3	66.7	83.3	33.3	50	33.3	50	66.7	83.3	33.3	16.7
b	33.3	50	33.3	33.3	50	16.7	66.7	0	16.7	66.7	0	0	0	16.7	33.3	0	0	16.7	33.3	16.7
c	33.3	0	33.3	0	0	33.3	33.3	16.7	0	0	33.3	16.7	33.3	33.3	0	33.3	0	0	33.3	50
d	0	0	0	16.7	16.7	0	0	0	0	0	0	0	33.3	0	33.3	16.7	33.3	0	0	16.7



M.COM (2014-15) , Q 17 to Q18 in %

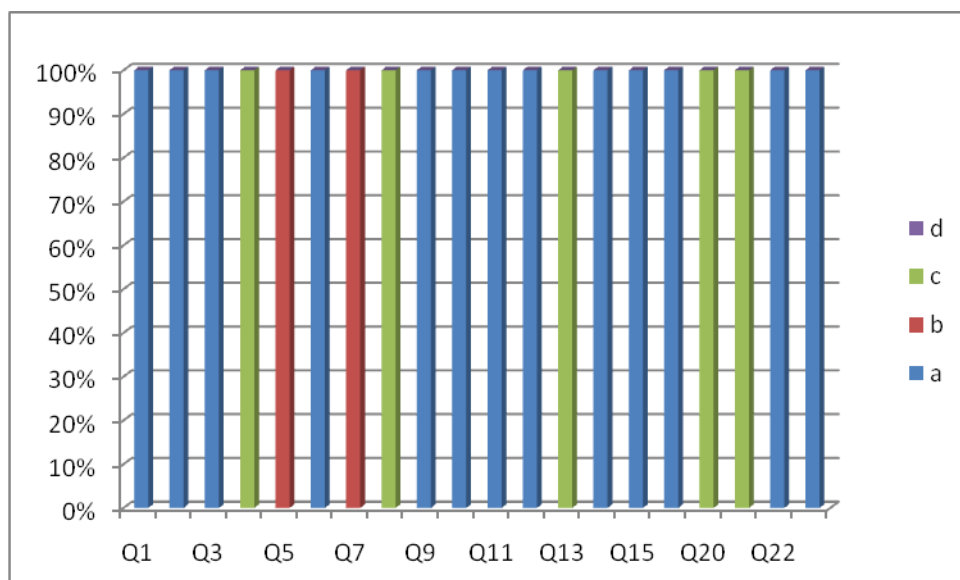
	Q17	Q18	Q19
Yes	66.7	66.7	66.7
NO	33.3	33.3	33.3



IV) Course Feedback (BMS)

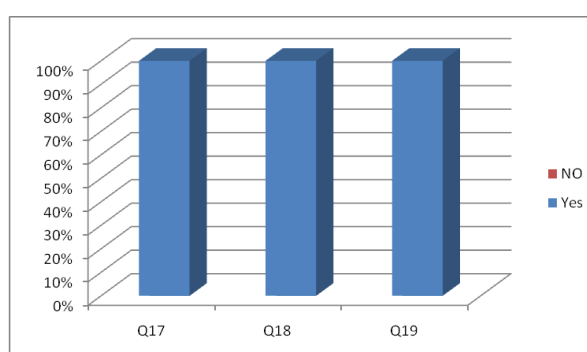
BMS(2014-15) , Q 1-Q16,Q20-Q23 in%

Q1	Q2	Q3	Q4	Q5	Q6	Q7	Q8	Q9	Q10	Q11	Q12	Q13	Q14	Q15	Q16	Q20	Q21	Q22	Q23
16.7	16.7	16.7	0	0	16.7	0	0	16.7	16.7	16.7	16.7	0	16.7	16.7	16.7	0	0	16.7	16.7
0	0	0	0	16.7	0	16.7	0	0	0	0	0	0	0	0	0	0	0	0	0
0	0	0	16.7	0	0	0	16.7	0	0	0	0	16.7	0	0	0	16.7	16.7	0	0
0	0	0	0	0	0	0	0	0	0	0	0	0	0	0	0	0	0	0	0



BMS (2014-15) , Q 17 to Q18 in %

	Q17	Q18	Q19
Yes	100	100	100
NO	0	0	0



Note: The feedback was collected after the result was declared. The format is given below.

ANNEXURE 3

Admin training Report

Annexure 3 Training report

Date	Module	No of Members	Details
10-06-2014 and 11-06-2014	Admission Fees & Student Administration	<u>5</u>	Training & Demonstration given to concern staff. Detail Discussion regarding Admission Flow, Reports generation, Certificate Reports, Id Card and other required reports.
12-06-2014 and 22-07-2014	College Examination System	<u>5</u>	Result Processing Complete Flow Explained. Result Generation for Demonstration purpose done. Reports format shown for approval and updating. Re training given as per the requirement on 22-07-2014.
13-06-2014	ATTENDANCE	<u>3</u>	Training & Demonstration given to concern staff.
14-06-2014 and 23-07-2014	ITLE	30	Training & Demonstration given to concern staff. Use of ITLE for examination, Feedback and other more features discussed with concern staff. Re training given as per the requirement on 23-07-2014.
16-06-2014	STORES	<u>2</u>	Training & Demonstration given to concern staff.

Annexure 3(Cont.)

Training report

Date	Module	No of Members	Details
21-02-2015	College Examination System	<u>5</u>	Training & Demonstration given to New Staff. College Examination working flow explained.
07-05-2015	Admission Fees & Student Administration And Library Module	<u>24</u>	Completed re-training given to Concern Staff. Academic Year 2014-15 issues faced by users were discussed. New Report formats as per the requirement discussed with concern staff.
17-06-2015	Store Module	<u>2</u>	Re Training as per the requirement Given. Master entries, requisition, Quotation and other process discussed as per the requirement.
20-06-2015	Tally Integartion	<u>3</u>	Successful Demonstration on demo Machine given to concern staff.
10-08-2015	<u>ITLE</u>	<u>30</u>	Demo Examination through students' login Successfully conducted through ITLE. Students Feedback Through ITLE discussed with concern staff.

ANNEXURE 4 - a

NCC

Academic Year 2014-2015

Following two NCC cadets got selected in Indian Army from 3 Maharashtra Bn NCC Army Boys Wing Mumbai Group A.

1. Ankit Singh as a clerk ,right now at ASC Centre Bangalore

2. Sandeep Udaykant Mishra selected as a soldier
Enrollment No. 3MAH /SD/2014/116956

ANNEXURE 4 - b

DLLE

No. Of students participated in University DLLE - forum: 19

No. Of awards won in DLLE: Uni. 03

ANNEXURE 5

Best Practices

Best Practice:**Community Project**

Practice	Mega Medical Check-Up Distribution Campaign held at a tribal village- Osarvira, Palghar District on 19 th February.
The context	Poverty, food prices and hunger are inextricably linked. Poverty causes hunger. Not every poor person is hungry, but almost all hungry people are poor. Millions live with hunger and malnourishment because they simply cannot afford to buy enough food, cannot afford nutritious food. Hunger can be viewed as a dimension of extreme poverty .It is often called the most sever and critical manifestation of poverty. Rural households are the most heavily burdened by the consequence of poverty and hunger. In addition to causing hunger, poverty limits a rural community's ability to invest in its own development. Recognizing the urgency of this issue, our college decided to take a step towards uplifting the status of the marginalized in its own small way.
Goal and objective aimed to achieve by implementing the practice	<p>i) To enable students to understand the socio-economic realities of the under-privileged</p> <p>ii) To train students to grow up as responsible citizens without being self-cantered.</p>
The process	<p>On the recommendation of Internal Quality Assurance Cell (IQAC), DLLE, NSS, NCC and Students Council conducted a one day Mega Medical Check-Up and Distribution Campaign on 19th February at a tribal village named Osarvira in Palghar district, nearly 102 kms from Mumbai along with 100 committed student volunteers. Pre-camp survey was conducted by teachers to study the problems faced by the people residing in the said village. After discussing the same with our Principal Sir and IQAC Coordinator - Ms. Swati Mandavawalla it was decided to carry on with the community project at Osarvira. Following are the details:</p> <p>a) <u>Medical camp</u>: Around 183 patients were treated at the camp which lasted throughout the day. The college roped in services of two doctors- Dr.Rajesh Bombe (Assistant Professor of our college) and Dr. Yadav (GP) to carry on with the health check up of the patients..</p>

	<p>b) <u>Distribution of Stationary</u>: Around 200 school children from standard I to VII were distributed notebooks, pens, pencils, erasers, toys and writing pads.</p> <p>c) <u>Distribution of Clothes</u>: Around 200 tribal women, men and children were distributed old clothes which were collected from the teachers and students of our college.</p> <p>d) <u>Field work</u>: Boys undertook field activities like construction of kuccha road, leveling the ground, collecting the loose soil for construction purpose and so on.</p> <p>e) <u>Survey</u>: The girl students carried out a survey with the help of questionnaires to study the socio-economic status of tribal in the said area.</p>
Impact of the practice	<p>a) The analysis of survey revealed that women primarily suffered from backache as they had to fetch water from long distance. The men were found to be suffering with health issues related to heavy alcoholism. Most of the children suffered from severe problem of scabies. These patients were given free general medicines and those who were found to be having serious health issues were advised to visit the general hospital at the earliest.</p> <p>b) On 20th March 2015, a post camp visit was organized at the local municipal school in the village. The aim was to distribute specific medicines to the students of that village who were found to be suffering from scabies and other skin related problems. Around 90 students were given ointments, soaps, medicines free of cost. A demonstration on “<i>How to wash hands</i>” was given by our teachers to signify the importance of cleanliness and personal hygiene. The school children were also distributed mini breakfast.</p>
Resources required	100 Students, 15 Teachers, Transportation expenses, Medicines, Doctors.

I) Free browsing unit (Internet access facility) 2014-2015

Goal and objective aimed to achieve by implementing the practice.	To provide access to web resources, to facilitate students to easily access web resources, to educate the users in the systematic approach to collecting the current information to support their project, assignments etc.
The process	A large numbers of resources are available on the web and students need to be provided with the required facility to access them. A browsing unit with five computers with internet connectivity is created for free use by the students during working hours. The

	librarian and senior faculty members are guide them in searching about the relevant topics and also taking printouts.
Impact of the practice	Students are well informed about the e-resources and they are permitted to use the facility only for academic purposes. Students are benefited by getting current information.
Resources required	Seven computers are given for student's internet access.
	.
For further details/contact person	<p>Name: Ms. Swati Mandavawalla</p> <p>Designation: IQAC Co-ordinator</p> <p>Name of the College: Prahladrai Dalmia Lions College of Commerce and Economics.</p> <p>Address: Sunder Nagar, S.V.Road, Malad (West)</p> <p>City : Mumbai - 400064</p> <p>e-mail: iqacpdl@yahoo.com</p> <p>Website: www.dalmialionscollege.ac.in</p>

=====